



Downtown Transit Peer Review

Comparable communities with Downtown Transit Stations

Comparison Levels

Local	Local peers include other communities in Kansas with fixed route transit service.
Peer	Peers have comparable population and university enrollment.
Major Metro	Major metros often implement best practice service and infrastructure, which can provide lessons to draw upon.



Population (2021 ACS 1-year)	95,251
University name	University of Kansas
2021 Ridership	897,061
2021-2022 University Enrollment	26,780
2021 Operating Expenses	\$11,072,170
Web link	www.lawrencetransit.org



Topeka, KS

Quincy Street Station



Comparison Level	Local
Population (2021 ACS 1-year)	125,969
University name	Washburn University
2021 Ridership	803,441
2021-2022 University Enrollment	6,448
2021 Operating Expenses	\$7,818,160
Web link	https://www.topekametro.org/
Quincy Street Station Google Maps	https://www.google.com/maps/place/Quincy+Street+Station/@39.0473212,-95.673089,213m/data=!3m1!1e3!4m6!3m5!1s0x87b0311e53689f1:0xc8f93188208e88d0!8m2!3d39.0473286!4d-95.6727725!16s%2F%2F11h9bn2sr8?entry=ttu



Wichita, KS

Wichita Transit Center



Comparison Level	Local
Population (2021 ACS 1-year)	395,707
University name	Wichita State University
2021 Ridership	842,542
2021-2022 University Enrollment	15,394
2021 Operating Expenses	\$12,637,709
Web link	https://www.wichitatransit.org/Pages/default.aspx
Wichita Transit Center Google Maps	https://www.google.com/maps/search/wichita+transit+center/@37.6845042,-97.3338954,217m/data=!3m1!1e3?entry=ttu



Kansas City, KS

Downtown KCK Transit Center



Comparison Level	Local
Population (2021 ACS 1-year)	167,046
University name	KCK Community College
2021 Ridership	152,543
2021-2022 University Enrollment	4,877
2021 Operating Expenses	\$4,652,216
Web link	https://www.wycokck.org/Departments/Transportation/RideKC-Bus
Downtown KCK Transit Center	https://www.google.com/maps/@39.1154199,-94.6268121,106m/data=!3m1!1e3?entry=ttu



Manhattan, KS

Walmart, Bluemont Ave



Comparison Level	Local
Population (2021 ACS 1-year)	54,622
University name	Kansas State University
2021 Ridership	106,147
2021-2022 University Enrollment	20,229
2021 Operating Expenses	\$2,659,980
Web link	https://www.fhata.org/manhattan-ogden
Walmart bus stop Google Maps	https://www.google.com/maps/@39.1882608,-96.557406,212m/data=!3m1!1e3?entry=ttu



Ames, IA

5th Street Transfer



Comparison Level	Peer
Population (2021 ACS 1-year)	66,422
University name	Iowa State University
2021 Ridership	1,855,926
2021-2022 University Enrollment	30,708
2021 Operating Expenses	\$10,229,155
Web link	https://www.cyride.com/home
Maps link	https://www.google.com/maps/@42.0258495,-93.6180079,3a,75y,62.86h,86.12t/data=!3m7!1e1!3m5!1sA-gxYGc7KgXTHCaOfEzcEw!2e0!6shhttps:%2F%2Fstreetviewpixels-pa.googleapis.com%2Fv1%2Fthumbnail%3Fpanoid%3DA-gxYGc7KgXTHCaOfEzcEw%26cb_client%3Dmaps_sv.tactile.gps%26w%3D203%26h%3D100%26yaw%3D23.56998%26pitch%3D0%26thumbfov%3D100!7i16384!8i8192?entry=ttu



Bloomington, IN

Bloomington Transit Center



Comparison Level	Peer
Population (2021 ACS 1-year)	78,988
University name	Indiana University
2021 Ridership	1,330,487
2021-2022 University Enrollment	45,328
2021 Operating Expenses	\$7,484,420
Web link	https://bloomingtontransit.com/
Maps link	https://www.google.com/maps/place/Bloomington+Transit+Center/@39.1645035,-86.5357511,17z/data=!3m1!4b1!4m6!3m5!1s0x886c66e0b6df8947:0x1d9958667b6d0a84!8m2!3d39.1644994!4d-86.5331762!16s%2Fg%2F11c0v9qhyt?entry=ttu



Chapel Hill, NC

S Columbia Street Stop




Comparison Level	Peer
Population (2021 ACS 1-year)	60,920
University name	University of North Carolina
2021 Ridership	1,597,066
2021-2022 University Enrollment	31,641
2021 Operating Expenses	\$18,549,614
Web link	https://www.townofchapelhill.org/government/departments-services/transit/routes-schedules
Maps link	https://www.google.com/maps/@35.9055344,-79.0534152,3a,75y,114.88h,91.05t/data=!3m6!1e1!3m4!1sGND0sYDwcV6jztpKSZMQ3Q!2e0!7i16384!8i8192?entry=ttu



Lafayette, LA

Lafayette Transit Terminal




Comparison Level	Peer
Population (2021 ACS 1-year)	121,763
University name	Louisiana Lafayette
2021 Ridership	2,499,501
2021-2022 University Enrollment	16,255
2021 Operating Expenses	\$12,970,637
Web link	http://www.ridelts.com/
Maps link	https://www.google.com/maps/place/Lafayette+Transit+System/@30.2266962,-92.0326861,15z/data=!4m6!3m5!1s0x86249c9a4edf4b37:0x5d70a088905e3d25!8m2!3d30.226679!4d-92.014232!16s%2Fg%2F1v3dsh33?entry=ttu



Iowa City, IA

Clinton and Wash



Comparison Level	Peer
Population (2021 ACS 1-year)	74,582
University name	University of Iowa
2021 Ridership	525,416
2021-2022 University Enrollment	29,909
2021 Operating Expenses	\$5,967,689
Web link	https://www.icgov.org/government/departments-and-divisions/transportation/transit
Maps link	https://www.google.com/maps/place/98-64+E+Washington+St,+Iowa+City,+IA+52240/@41.6601188,-91.5533874,15z/data=!3m1!4b1!4m14!1m7!3m6!1s0x87e441ee1952e395:0x1fef7f0a3ea58ba9!2sClinton+St+%26+Washington+St+@+AIRLINER!8m2!3d41.6604816!4d-91.5344519!16s%2Fq%2F11g4bw39t6!3m5!1s0x87e441ee0f992379:0xc3d755aac2b73e85!8m2!3d41.6601042!4d-91.5349334!16s%2Fq%2F11g640vd3g?entry=tту



Muncie, IN

MITS Station



Comparison Level	Peer
Population (2021 ACS 1-year)	121,763
University name	Ball State University
2021 Ridership	747,389
2021-2022 University Enrollment	20,319
2021 Operating Expenses	\$6,905,057
Web link	https://www.mitsbus.org/
Maps link	https://www.google.com/maps/place/MITS/@40.1933141,-85.3900249,17z/data=!3m1!4b1!4m6!3m5!1s0x88153da3167488a9:0x64a9d92e0d401d4b!8m2!3d40.19331!4d-85.38745!16s%2Fg%2F1tgtg2sp?entry=ttu



Columbia, MO

Wabash Station



Comparison Level	Peer
Population (2021 ACS 1-year)	126,850
University name	University of Missouri
2021 Ridership	534,898
2021-2022 University Enrollment	31,401
2021 Operating Expenses	\$5,359,250
Web link	https://www.gocomotransit.com/
Maps link	https://www.google.com/maps/place/Wabash+Bus+Station/@38.9534229,-92.344719,15z/data=!3m1!4b1!4m6!3m5!1s0x87dcb7c3457320ad:0xd75731e1f3fd9c68!8m2!3d38.9534077!4d-92.326265!16s%2Fg%2F1pxq6ftdj?entry=ttu



Missoula, MT

Downtown Transfer Center



Comparison Level	Peer
Population (2021 ACS 1-year)	74,834
University name	University of Montana
2021 Ridership	798,241
2021-2022 University Enrollment	10,106
2021 Operating Expenses	\$7,399,494
Web link	https://mountainline.com/
Maps link	https://www.google.com/maps/place/Downtown+Transfer+Center/@46.8737568,-113.9980467,17z/data=!3m1!4b1!4m6!3m5!1s0x535dce81d8e33519:0xb335214c4be28bf6!8m2!3d46.8737532!4d-113.9954718!16s%2Fg%2F1tdgphkr?entry=ttu



Fargo, ND

Ground Transportation Center



Comparison Level	Peer
Population (2021 ACS 1-year)	124,843
University name	North Dakota State University
2021 Ridership	835,041
2021-2022 University Enrollment	12,461
2021 Operating Expenses	\$12,048,358
Web link	https://matbus.com/
Maps link	https://www.google.com/maps/place/GTC/@46.8759445,-96.7861614,17z/data=!4m15!1m8!3m7!1s0x52c8c967b58551f3:0x880b1d40e60ddb5e!2sGTC!8m2!3d46.8758002!4d-96.7860558!10e!16s%2Fg%2F11jgxbycw0!3m5!1s0x52c8c967b58551f3:0x880b1d40e60ddb5e!8m2!3d46.8758002!4d-96.7860558!16s%2Fg%2F11jgxbycw0?entry=ttu



Harrisonburg, VA

East Gay St Transfer Hub



Comparison Level	Peer
Population (2021 ACS 1-year)	52,062
University name	James Madison University
2021 Ridership	503,759
2021-2022 University Enrollment	22,166
2021 Operating Expenses	\$5,248,985
Web link	https://www.harrisonburgva.gov/bus-service
Maps link	https://www.google.com/maps/place/East+Gay+St.+@+Transit+Hub/@38.4525199,-78.8653532,17z/data=!4m15!1m8!3m7!1s0x89b492ca77b8c9b:0xd2528fdaf210918c!2sE+Gay+St,+Harrisonburg,+VA+22802!3b!8m2!3d38.4524653!4d-78.8609651!16s%2Fg%2F1tj80vtp!3m5!1s0x89b492cba5f43179:0x1f2d444b08703c5e!8m2!3d38.453225!4d-78.864463!16s%2Fg%2F1vvyz8_?entry=ttu



Normal, IL

Downtown Bus Stop




Comparison Level	Peer
Population (2021 ACS 1-year)	53,446
University name	Illinois State University
2021 Ridership	1,550,398
2021-2022 University Enrollment	20,233
2021 Operating Expenses	\$12,779,812
Web link	https://connect-transit.com/
Maps link	https://www.google.com/maps/@40.4786624,-88.9944119,3a,75y,85.65h,91.38t/data=!3m6!1e1!3m4!1sS-BdRIQ70jiMfoNJcOPIVA!2e0!7i16384!8i8192?entry=ttu



Kansas City, MO

East Village Transit Center




Comparison Level	Major Metro
Population (2021 ACS 1-year)	1,519,417
University name	UMKC
2021 Ridership	9,468,338
2021-2022 University Enrollment	26,780
2021 Operating Expenses	\$11,072,170
Web link	https://ridekc.org/
Maps link	https://www.google.com/maps/place/East+Village+Transit+Center/@39.0994522,-94.5762481,17z/data=!3m1!4b1!4m6!3m5!1s0x87c0f1132ec33c57:0xe528e0c6c3725f9e!8m2!3d39.0994481!4d-94.5736732!16s%2Fg%2F11fk99hplw?entry=ttu



Washington, DC

Pentagon Transit Center




Comparison Level	Major Metro
Population (2021 ACS 1-year)	671,803
University name	Georgetown University
2021 Ridership	89,940,370
2021-2022 University Enrollment	20,984
2021 Operating Expenses	\$2,108,753,635
Web link	https://www.wmata.com/
Maps link	https://www.google.com/maps/place/Pentagon+Transit+Center+%26+Bus+Bay+U2/@38.8688626,-77.0541416,17z/data=!4m6!3m5!1s0x89b7b71f9451253b0x1310050862c7da7b!8m2!3d38.868367!4d-77.054777!16s%2Fg%2F11d_t45cfn?entry=ttu



Denver, CO

Civic Center Station



Comparison Level	Major Metro
Population (2021 ACS 1-year)	713,252
University name	University of Denver
2021 Ridership	48,777,163
2021-2022 University Enrollment	13,734
2021 Operating Expenses	\$569,856,547
Web link	https://www.rtd-denver.com/routes-services/bus
Maps link	https://www.google.com/maps/place/1560+Broadway,+Denver,+CO+80202/@39.7413302,-104.9891967,17z/data=!3m1!4b1!4m6!3m5!1s0x876c78d59a29572b:0xbca9d43bd31b6b!8m2!3d39.7413261!4d-104.9866218!16s%2Fg%2F11bw3fv9xr?entry=ttu



Seattle, WA

Bellevue Transit Center




Comparison Level	Major Metro
Population (2021 ACS 1-year)	749,267
University name	University of Washington
2021 Ridership	52,698,393
2021-2022 University Enrollment	52,319
2021 Operating Expenses	\$765,927,112
Web link	https://www.soundtransit.org/
Maps link	https://www.google.com/maps/place/Bellevue+Transit+Center/@47.6155016,-122.1975761,17z/data=!3m1!4b1!4m6!3m5!1s0x54906c89962c04cf:0x4cf723ba67b3935d!8m2!3d47.615498!4d-122.1950012!16s%2Fm%2F07k5321?entry=ttu



Indianapolis, IN

Julia M. Carson Transit Center



Comparison Level	Major Metro
Population (2021 ACS 1-year)	876,564
University name	University of Indianapolis
2021 Ridership	5,203,919
2021-2022 University Enrollment	5,018
2021 Operating Expenses	\$103,163,616
Web link	https://www.indygo.net/
Maps link	https://www.google.com/maps/place/Julia+Carson+Transit+Center/@39.7666047,-86.1715417,15z/data=!3m1!4m1!4m6!3m5!1s0x886b50961d27a473:0xb9f15342ee4de43b!8m2!3d39.7665897!4d-86.1530877!16s%2Fg%2F11hybwh9j7?entry=ttu