

## June 2002 Homeless Survey Results

*Note: "Unknown" responses indicate that the question was not answered.*

**Unduplicated count:**           63 individuals (including duplication the count was 64)  
                                           45 individuals and 18 families

**Below statistics figured from unduplicated count.**

**Gender:**           22 Male           35%  
                           41 Female       65%

**Race:**     43 Caucasian           68%                   1 Filipino                   2%

                  35 Non-Hispanic                                   1 Non-Hispanic

                  1 Puerto Rican                                   0 Puerto Rican

                  1 Mexican, Mexican Am., Chicano           0 Mexican, Mexican Am., Chicano

                  0 Cuban                                                   0 Cuban

                  3 Other                                             0 Other

                  3 Unknown                                           0 Unknown

      7 African American           11%                   1 Other                    2%

                  7 Non-Hispanic                                   1 Non-Hispanic

                  0 Puerto Rican                                   0 Puerto Rican

                  0 Mexican, Mexican Am., Chicano           0 Mexican, Mexican Am., Chicano

                  0 Cuban                                             0 Cuban

                  0 Other                                             0 Other

                  0 Unknown                                           0 Unknown

      9 American Indian or           14%                   2 Race Unknown           3%

                  5 Non-Hispanic

                  0 Puerto Rican

                  0 Mexican, Mexican Am., Chicano

                  0 Cuban

                  0 Other

                  4 Unknown

**Living Situation:**

27 No fixed, regular, or adequate nighttime residence

  2 Residing in a temporary residence awaiting institutionalization

18 Residing in a shelter that provides temporary nighttime residence

16 Residing in transitional or supp. housing for homeless or mentally disabled

  0 Not known

# June 2002 Homeless Survey Results

## Physical or Mental Disabilities exist:

32 No                      Of the 29 with disabilities, nine listed physical impairment, two  
 29 Yes                    did not mention a reason, twelve listed mental disabilities, and six listed  
 2 Not knowr            a combination of mental and physical disabilities.

## Family Breakdown

18 of the 63 individuals are single, female parents  
                                   11 have one child  
                                   3 have two children  
                                   0 have three children  
                                   4 have four children

## U.S. Veteran

54 No  
 9 Yes  
 0 Not known

## Employment

16 Yes	3 Employed, with other income
46 No	9 Employed, no other income
1 Not known	4 Employed, other income unknown
	16 Unemployed, with other income
	17 Unemployed, no other income
	13 Unemployed, other income unknown

## Hours per week

1 >10	6 30+	2 Unknown
4 10 to 29	3 Varies	

## Homeless Prior to this instance:

35 No		
25 Yes	If yes, number of times in last 3 years:	Average 1.8 times
3 Not known	3 One time	3
	6 Two times	12
	2 Three times	6
	1 Eight times	8
	1 Nine times	9
	4 All of the 3 years	<u>4</u>
	1 Continuously for 2 y	1
	1 Since I was 16	1
	1 Numerous times	<u>1</u> 45/25=
	5 Not known	45                      1.8

## June 2002 Homeless Survey Results

### Length of homelessness:

16 Less than 1 month  
11 1-3 months  
7 3-6 months  
7 6-12 months  
8 1-3 years  
11 3+ years  
3 Unknown

### Reasons for homelessness:

9 By choice  
18 Domestic/sexual violence  
4 Released from jail/prison  
12 Alcohol/drug dependency  
24 Loss of income  
23 Family problems  
25 Lack of affordable housing  
11 Eviction  
23 Loss of job  
15 Mental/physical disability  
12 Debt  
8 Released from hospital/treatment facility  
11 Other


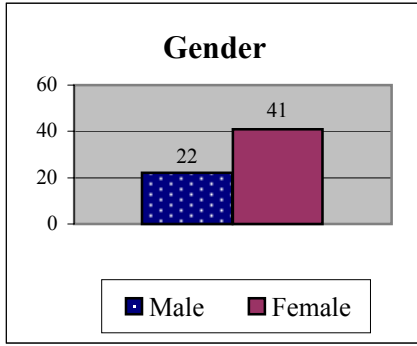
### Length of time living in Lawrence

8 Less than 1 month  
6 1-3 months  
3 3-6 months  
8 6-12 months  
15 1-3 years  
23 3+ years

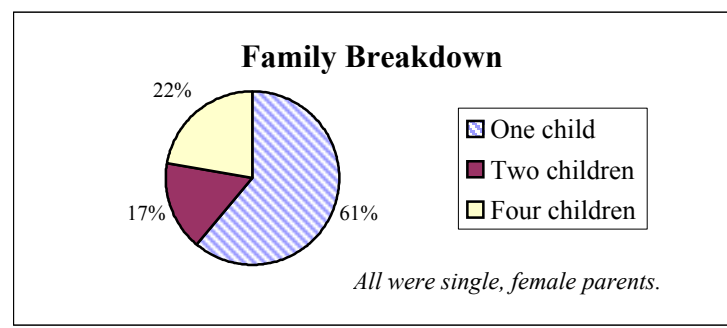
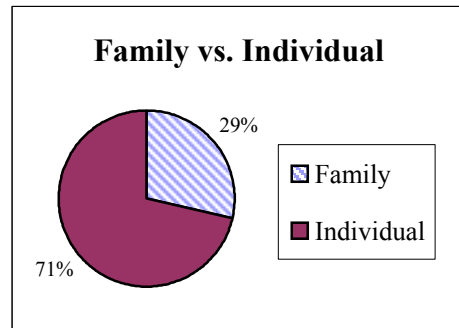
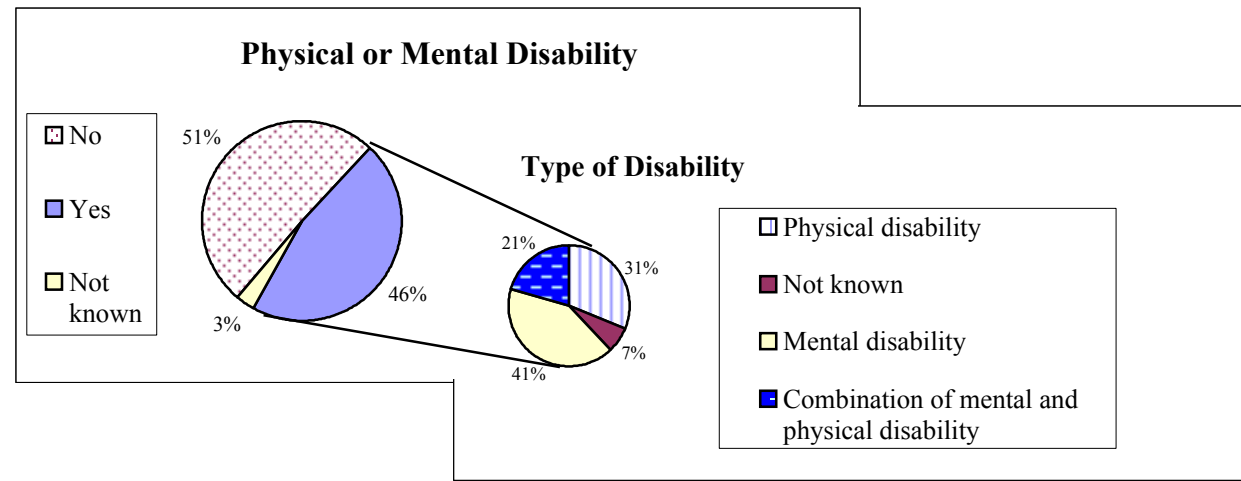
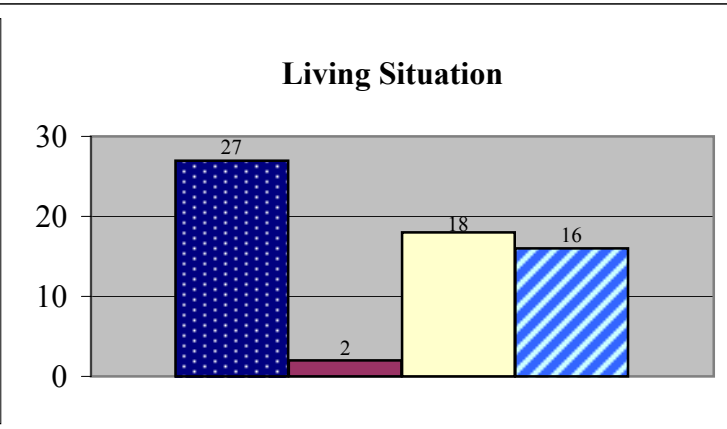
### Reasons for coming to Lawrence:

18 Born/raised in Lawrence  
4 Just passing through  
13 Employment opportunities  
11 School  
27 Family/friends  
12 Services provided  
1 Served jail time and released  
18 Other

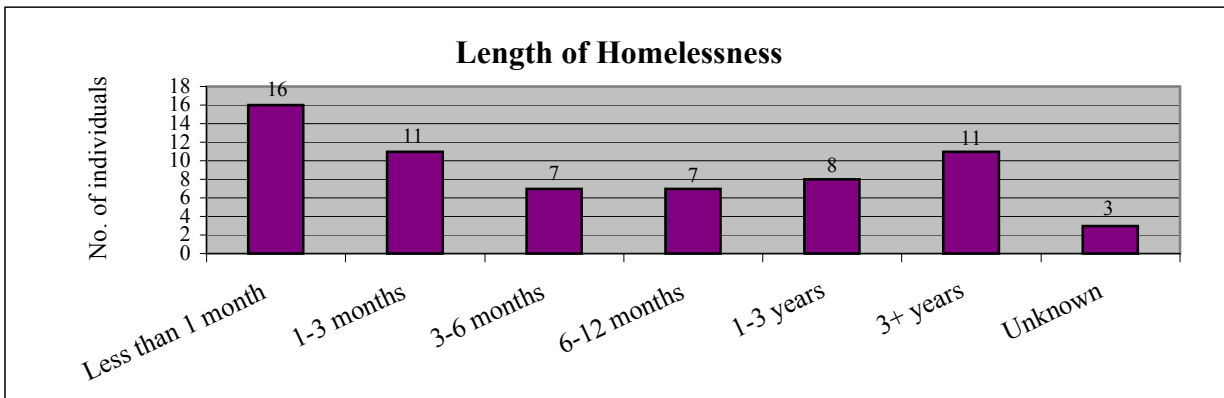
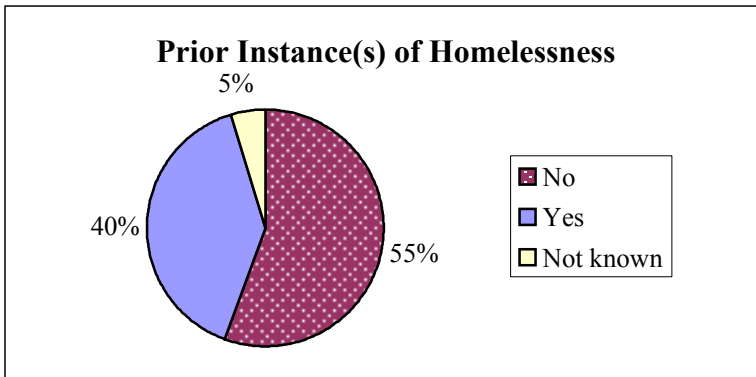
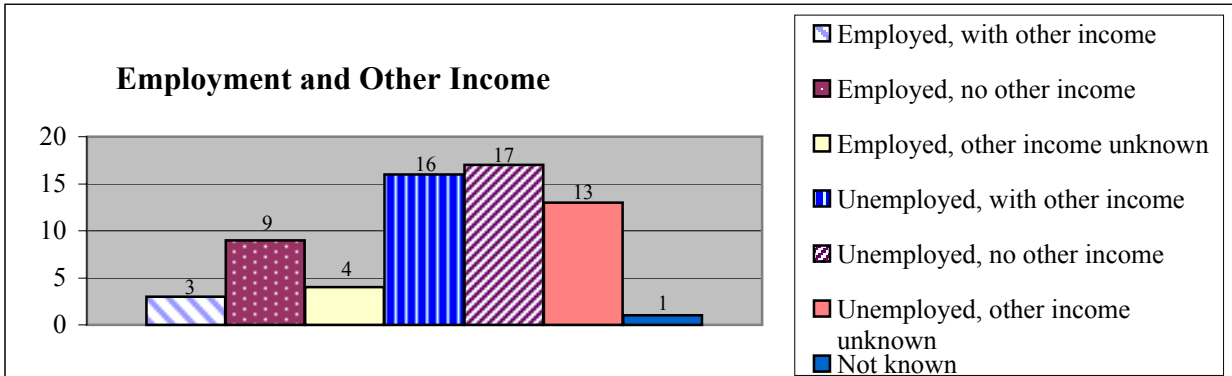
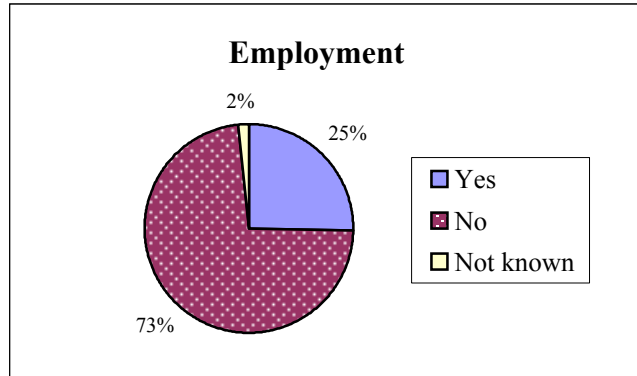
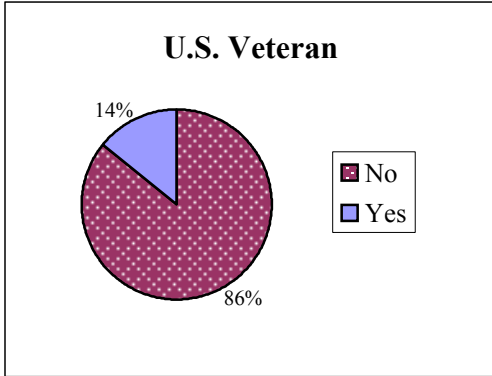
# June 2002 Homeless Survey Results



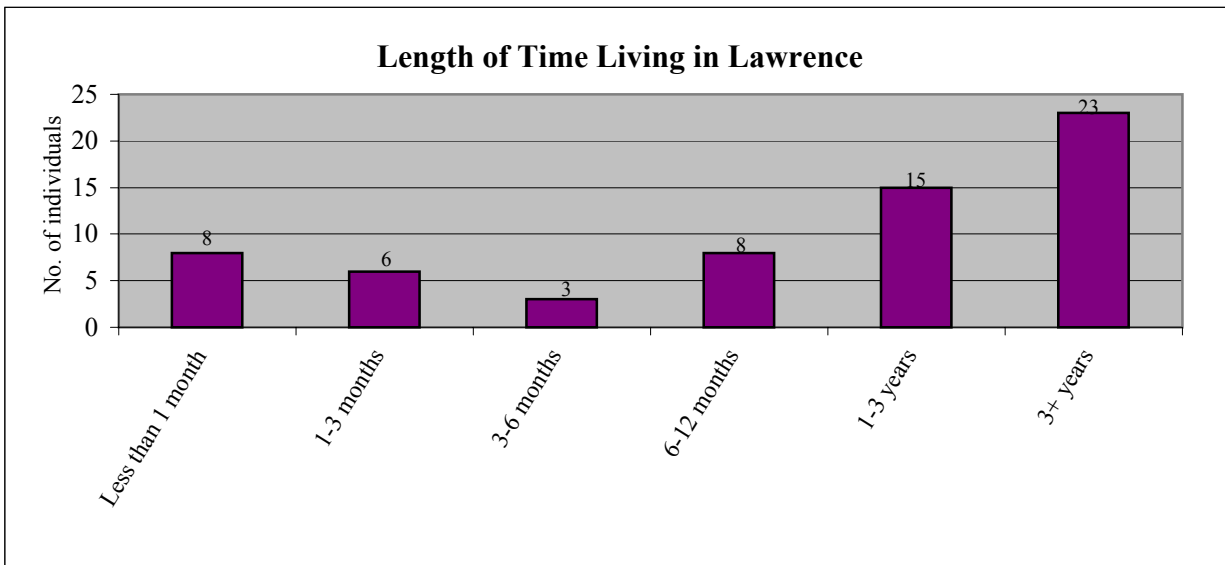
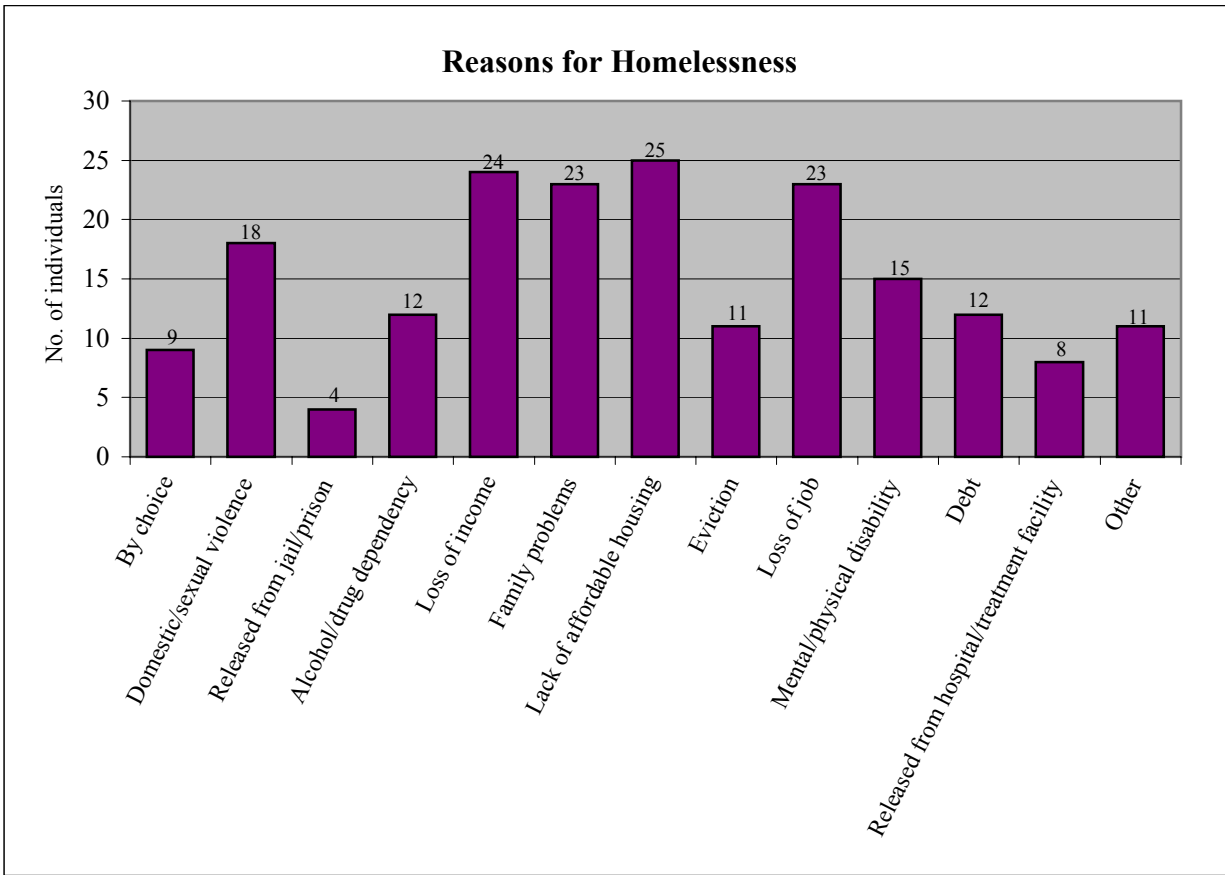
- No fixed, regular, or adequate nighttime residence
- Residing in a temporary residence awaiting institutionalization
- Residing in a shelter that provides temporary nighttime residence
- Residing in transitional or supportive housing for homeless or mentally disabled



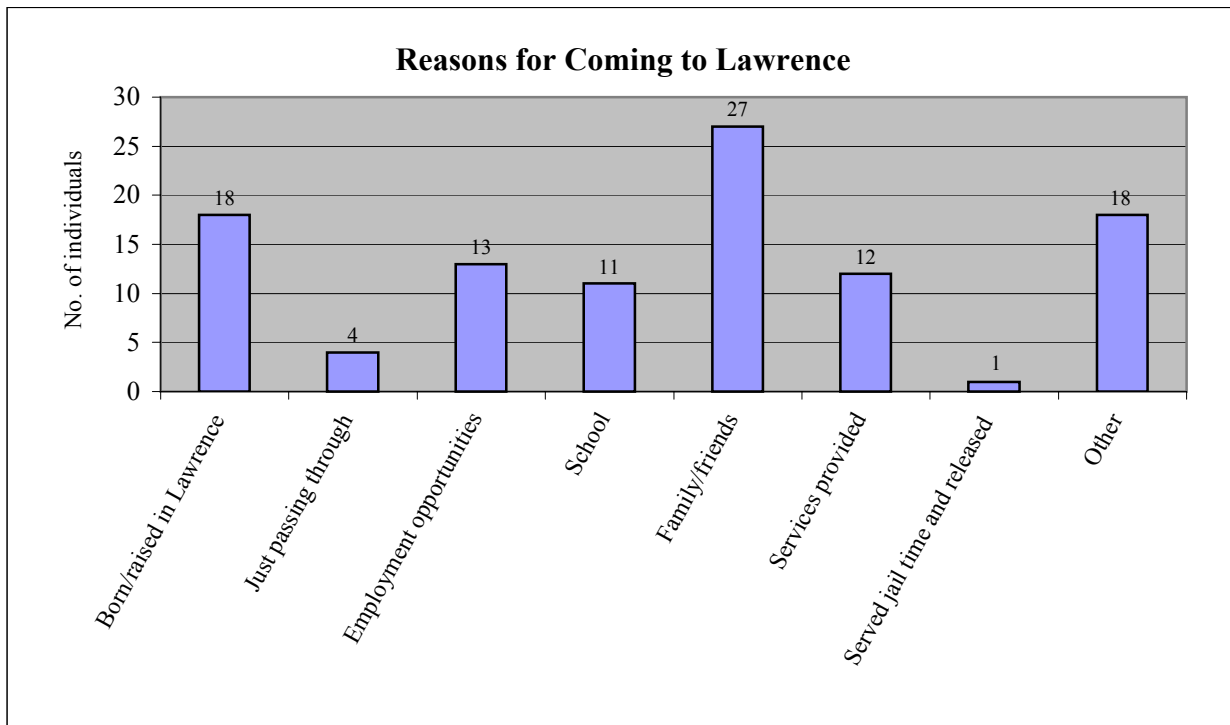
# June 2002 Homeless Survey Results



# June 2002 Homeless Survey Results



# June 2002 Homeless Survey Results



# **June 2002 Homeless Survey Results**



# **June 2002 Homeless Survey Results**