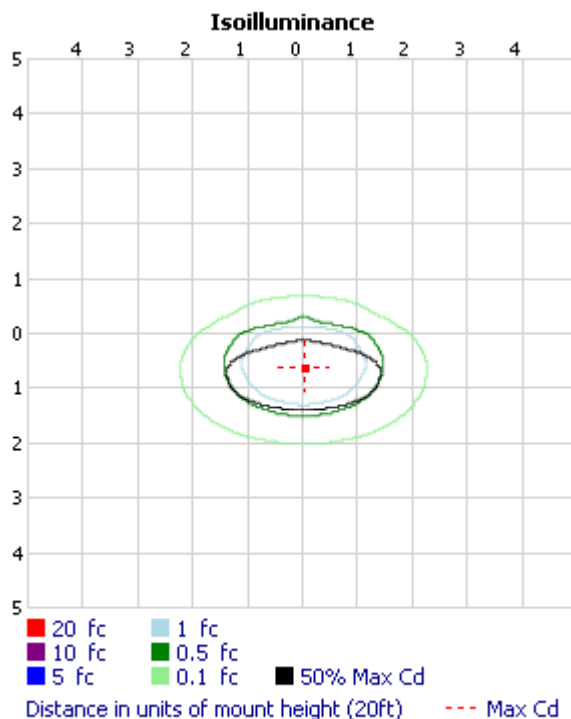
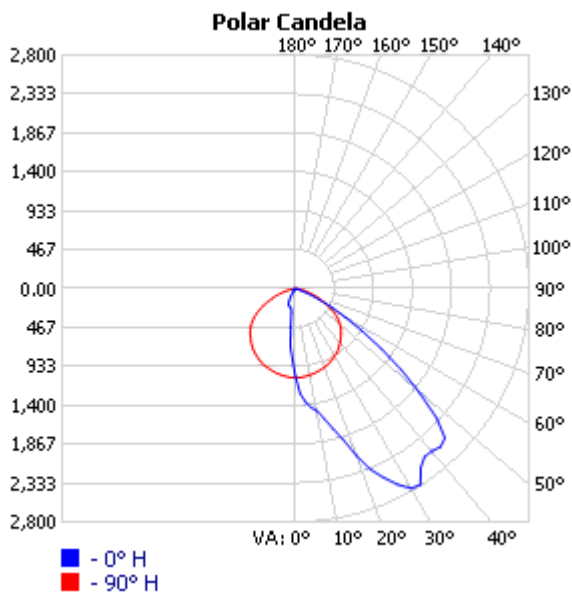




**OUTDOOR PHOTOMETRIC REPORT**  
CATALOG: WST LED P2 40K VW MVOLT

Test #: ISF 31115P20  
Test Lab: SCALED PHOTOMETRY  
Catalog: WST LED P2 40K VW MVOLT  
Description: WST LED, Performance package 2, 4000 K, visual comfort wide, MVOLT  
Series: WST-LED  
Lamp Output: Total luminaire Lumens: 3511.5, absolute photometry \*  
Input Wattage: 25  
Luminous Opening: Rectangle (L: 7.56", W: 12")  
Max Cd: 2,787.5 at Horizontal: 0°, Vertical: 32.5°  
Roadway Class: VERY SHORT, TYPE II



\*Test based on absolute photometry where lamp lumens=lumens total.  
\*Cutoff Classification and efficiency cannot be properly calculated for absolute photometry.

Visual Photometric Tool 1.2.46 copyright 2022, Acuity Brands Lighting.  
This Photometric report has been generated using methods recommended by the IESNA. Calculations are based on Photometric data provided by the manufacturer, and the accuracy of this Photometric report is dependent on the accuracy of the data provided. End-user environment and application (including, but not limited to, voltage variation and dirt accumulation) can cause actual Photometric performance to differ from the performance calculated using the data provided by the manufacturer. This report is provided without warranty as to accuracy, completeness, reliability or otherwise. In no event will Acuity Brands Lighting be responsible for any loss resulting from any use of this report.



**OUTDOOR PHOTOMETRIC REPORT**  
 CATALOG: WST LED P2 40K VW MVOLT



**Zonal Lumen Summary**

Zone	Lumens	% Luminaire
0-30	876.3	25%
0-40	1,589.6	45.3%
0-60	3,055.2	87%
60-90	456.3	13%
70-100	121.2	3.5%
90-120	0.000	0%
0-90	3,511.5	100%
90-180	0.000	0%
0-180	3,511.5	100%

**Lumens Per Zone**

Zone	Lumens	% Total	Zone	Lumens	% Total
0-10	96.9	2.8%	90-100	0.000	0%
10-20	274.3	7.8%	100-110	0.000	0%
20-30	505.1	14.4%	110-120	0.000	0%
30-40	713.3	20.3%	120-130	0.000	0%
40-50	808.3	23.0%	130-140	0.000	0%
50-60	657.3	18.7%	140-150	0.000	0%
60-70	335.1	9.5%	150-160	0.000	0%
70-80	107.1	3.1%	160-170	0.000	0%
80-90	14.1	0.4%	170-180	0.000	0%

**Roadway Summary**

**Distribution:** TYPE II, VERY SHORT

Max Cd, 90 Deg Vert: 0.000

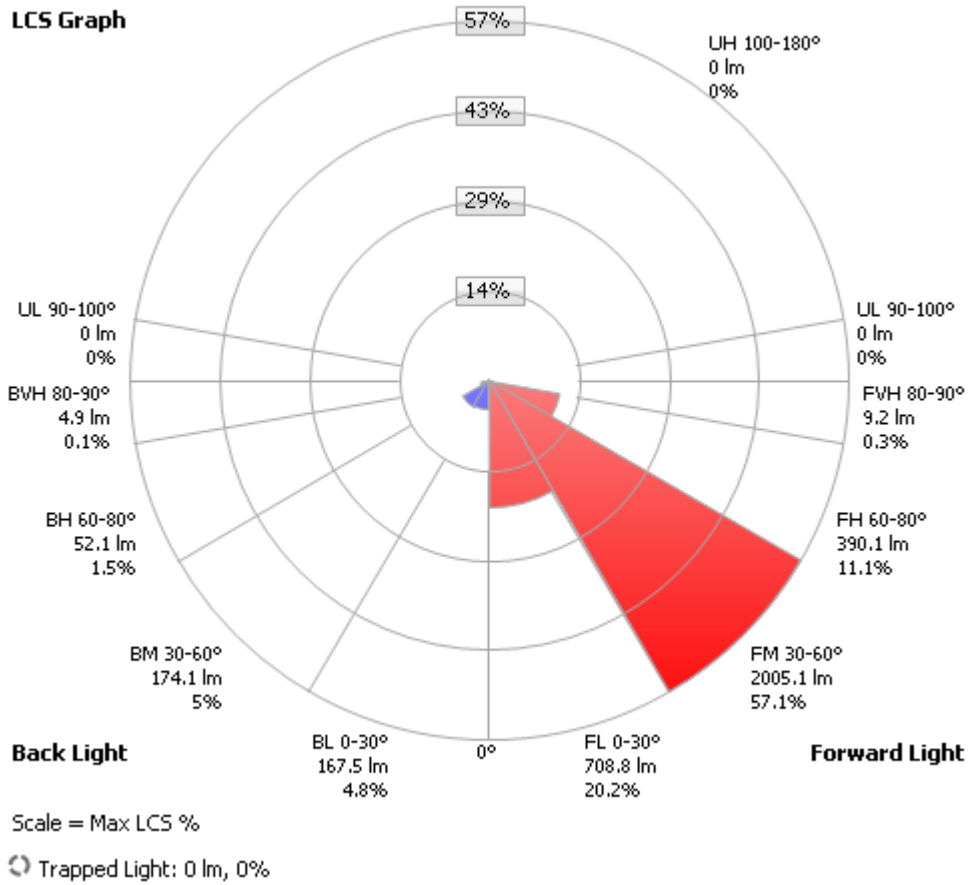
Max Cd, 80 to <90 Deg: 121.8

	Lumens	% Lamp
Downward Street Side:	3,113.2	88.7%
Downward House Side:	398.6	11.3%
Downward Total:	3,511.7	100%
Upward Street Side:	0.000	0%
Upward House Side:	0.000	0%
Upward Total:	0.000	0%
<b>Total Lumens:</b>	<b>3,511.7</b>	<b>100%</b>

**LCS Table**

<b>BUG Rating</b>	<b>B1 - U0 - G0</b>	
<b>Forward Light</b>	Lumens	Lumens %
Low(0-30):	708.8	20.2%
Medium(30-60):	2,005.1	57.1%
High(60-80):	390.1	11.1%
Very High(80-90):	9.2	0.3%
<b>Back Light</b>		
Low(0-30):	167.5	4.8%
Medium(30-60):	174.1	5%
High(60-80):	52.1	1.5%
Very High(80-90):	4.9	0.1%
<b>Uplight</b>		
Low(90-100):	0.000	0%
High(100-180):	0.000	0%
<b>Trapped Light:</b>	0.000	0%

**OUTDOOR PHOTOMETRIC REPORT**  
CATALOG: WST LED P2 40K VW MVOLT



**OUTDOOR PHOTOMETRIC REPORT**  
 CATALOG: WST LED P2 40K VW MVOLT



**Candela Table - Type C**

	0	15	25	35	45	55	65	75	85	90	105	115	125	135	145	155	165	175	180	
0	1060	1060	1060	1060	1060	1060	1060	1060	1060	1060	1060	1060	1060	1060	1060	1060	1060	1060	1060	1060
5	1366	1364	1350	1336	1316	1279	1226	1169	1100	1062	934	877	832	792	755	735	715	702	709	709
10	1488	1478	1462	1437	1411	1370	1328	1245	1127	1048	832	731	621	481	390	337	307	296	296	290
15	1742	1705	1661	1580	1494	1417	1360	1283	1147	1027	733	536	349	272	248	240	236	236	233	233
20	2132	2079	1961	1803	1651	1502	1385	1291	1153	1003	625	349	248	233	227	227	223	223	223	223
25	2501	2465	2337	2144	1894	1630	1431	1291	1141	975	471	262	227	223	215	211	203	199	197	197
30	2765	2700	2582	2392	2148	1791	1492	1281	1117	932	353	231	217	207	191	171	154	146	142	142
35	2619	2635	2652	2536	2288	1977	1561	1267	1076	889	284	217	201	175	140	106	89	77	75	75
40	2542	2491	2416	2412	2365	2063	1655	1251	1025	832	248	203	175	126	79	53	41	35	32	32
45	2532	2495	2392	2250	2172	2085	1724	1255	962	771	223	185	132	73	41	30	24	24	24	24
50	1935	1994	2091	2095	1986	1908	1687	1243	893	702	209	156	85	43	28	26	24	24	24	24
55	1253	1322	1435	1606	1701	1616	1531	1161	796	613	187	118	55	32	28	24	24	22	24	24
60	696	763	869	1031	1194	1281	1214	983	652	495	154	81	41	30	26	24	24	22	24	24
65	323	363	445	566	715	836	871	747	487	367	118	57	37	28	26	24	24	22	22	22
70	128	150	189	256	367	479	540	497	333	250	81	45	30	28	24	24	22	22	20	20
75	43	49	61	95	150	227	286	278	193	146	53	32	24	20	20	20	20	20	20	20
80	14	16	20	28	45	81	118	122	87	65	32	20	16	16	16	16	16	18	18	18
85	0	0	0	2	4	8	20	22	20	16	12	8	8	8	6	4	4	2	2	2
90	0	0	0	0	0	0	0	0	0	0	0	0	0	0	0	0	0	0	0	0
95	0	0	0	0	0	0	0	0	0	0	0	0	0	0	0	0	0	0	0	0
100	0	0	0	0	0	0	0	0	0	0	0	0	0	0	0	0	0	0	0	0
105	0	0	0	0	0	0	0	0	0	0	0	0	0	0	0	0	0	0	0	0
110	0	0	0	0	0	0	0	0	0	0	0	0	0	0	0	0	0	0	0	0
115	0	0	0	0	0	0	0	0	0	0	0	0	0	0	0	0	0	0	0	0
120	0	0	0	0	0	0	0	0	0	0	0	0	0	0	0	0	0	0	0	0
125	0	0	0	0	0	0	0	0	0	0	0	0	0	0	0	0	0	0	0	0
130	0	0	0	0	0	0	0	0	0	0	0	0	0	0	0	0	0	0	0	0
135	0	0	0	0	0	0	0	0	0	0	0	0	0	0	0	0	0	0	0	0
140	0	0	0	0	0	0	0	0	0	0	0	0	0	0	0	0	0	0	0	0
145	0	0	0	0	0	0	0	0	0	0	0	0	0	0	0	0	0	0	0	0
150	0	0	0	0	0	0	0	0	0	0	0	0	0	0	0	0	0	0	0	0
155	0	0	0	0	0	0	0	0	0	0	0	0	0	0	0	0	0	0	0	0
160	0	0	0	0	0	0	0	0	0	0	0	0	0	0	0	0	0	0	0	0
165	0	0	0	0	0	0	0	0	0	0	0	0	0	0	0	0	0	0	0	0
170	0	0	0	0	0	0	0	0	0	0	0	0	0	0	0	0	0	0	0	0
175	0	0	0	0	0	0	0	0	0	0	0	0	0	0	0	0	0	0	0	0
180	0	0	0	0	0	0	0	0	0	0	0	0	0	0	0	0	0	0	0	0