


## Appendix F - Summary of TIP Changes

Costs in 1,000s



### FFY 2019 - 2022 L-DC MPO Transportation Improvement Program (TIP) Revision Summary: Amendment 6

TIP #:	KDOT #:	Project Name:	Project Sponsor:	Action:	Revision Description:	Total Project Cost:
511		West Baldwin Pedestrian/Bike Connectivity Project Phase 2 & 3	Baldwin City	New Project	Baldwin City TA Phase 2 of West Baldwin City Pedestrian/Bike Connectivity Project. The project includes a 10' shared use path from Highway 56 to the Santa Fe Depot south of High Street.	\$1,425
512		Lawrence Loop Shared Use Path - Peterson Rd to Michigan St	Lawrence	New Project	Lawrence TA project adding 10' shared used path from Peterson Rd to Michigan St. Project includes a grade separated crossing of the KTA at McDonald Dr.	\$1,648
513		Lawrence Safe Routes to School Phase 2 (2021)	Lawrence	New Project	Lawrence TA project adding sidewalk and one crossing improvement along designated Safe Routes to School.	\$493
208		Route 1055 at North 700 Curve	Douglas County	Project Change	Increase 2020 Local ROW from \$25 to \$50, 2020 UTIL from \$100 to \$200, and 2020 Local CONST from \$1,700 to \$1,800.	\$2,050
220		Route 1055 Improvements, N1000 to N1180	Douglas County	Project Change	Decrease 2020 Local ROW from \$75 to \$66, 2020 Local UTIL from \$225 to \$150, and increase 2020 Local CONST from \$1,950 to \$2,316.	\$2,532
401		Independence Inc., FTA 5311 Operating & Capital	Independence Inc.	Project Change	Program 2021 5311 operating and administrative funding - \$83 of 5311 Operating, \$33 of State Operating, \$50 of Local Operating, Program 5311 Capital funding - \$33 of 5311 Capital funding and \$8 of Local funding for purchase of a Ramp Minivan.	\$476
403	PT-0701	Lawrence Transit Capital Assistance	Lawrence Transit	Project Change	Increase 2020 State-PT CAPITAL from \$500 to \$1,000 and decrease 2020 State-PT OPERATING from \$759 to \$297.	\$5,014



**Lawrence-Douglas County MPO**  
**FFY 2019 - 2022 Transportation Improvement Program Projects (Costs in 1,000s)**  
(Includes the Program of Projects for the Lawrence Transit System)

**Project Sponsor:** Douglas County

**Project Name:** Route 1055 at North 700 Curve

**TIP #:** 208

**KDOT #:**

**Length (mi):** 0.75

**Location:** Route 1055 from 725 North to 1670 East

**Project Type:** Road

**Work Type:** Rehabilitation, Bridge Replacement

**Date Added:** 10/2014

**Last Revised:** 6/2020

**Description:**

Roadside safety improvements, replace two bridges and one culvert.

**Comments:**

FFY	Fund Source	Phase	Federal	State	Local
2020	Local	ROW	\$0	\$0	\$50
2020	Local	UTIL	\$0	\$0	\$200
2020	Local	CONST	\$0	\$0	\$1,800

<b>Federal Total:</b>	\$0	<b>Non-Federal Total:</b>	\$2,050	<b>Grand Total:</b>	\$2,050
-----------------------	-----	---------------------------	---------	---------------------	---------

**Project Sponsor:** Douglas County

**Project Name:** Route 1055 Improvements, N1000 to N1180

**TIP #:** 220

**KDOT #:**

**Length (mi):** 1.80

**Location:** N1000 to N1180

**Project Type:** Road

**Work Type:** Grading, Surfacing

**Date Added:** 8/2015

**Last Revised:** 6/2020


**Description:**

Construct paved shoulders; replace narrow culvert; flatten roadside slope.

**Comments:**

FFY	Fund Source	Phase	Federal	State	Local
2019	Local	ROW	\$0	\$0	\$66
2020	Local	UTIL	\$0	\$0	\$150
2020	Local	CONST	\$0	\$0	\$2,316

<b>Federal Total:</b>	\$0	<b>Non-Federal Total:</b>	\$2,532	<b>Grand Total:</b>	\$2,532
-----------------------	-----	---------------------------	---------	---------------------	---------



## Lawrence-Douglas County MPO

### FFY 2019 - 2022 Transportation Improvement Program Projects (Costs in 1,000s)

(Includes the Program of Projects for the Lawrence Transit System)

**Project Sponsor:** Independence Inc. **Project Name:** Independence Inc., FTA 5311 Operating & Capital

**TIP #:** 401 **KDOT #:**

**Length (mi):** **Location:** Lawrence

**Project Type:** Transit/Paratransit **Work Type:** Operating/Capital

**Date Added:** 10/2014 **Last Revised:** 6/2020

**Description:** Operating and Capital  
**Comments:** 2019 – 5311 Admin- \$32, Local Admin- \$8; 2020 – 5311 Admin- \$31, Local Admin- \$8; 2021 – 5311 Admin- \$41, Local Admin- \$10.  
 Purchase Ramp Van in FY2020 & Ramp Minivan in FY2021.

FFY	Fund Source	Phase	Federal	State	Local
2019	Local	OPERATING	\$0	\$0	\$33
2019	State	OPERATING	\$0	\$22	\$0
2019	5311	OPERATING	\$55	\$0	\$0
2020	Local	CAPITAL	\$0	\$0	\$8
2020	5311	CAPITAL	\$31	\$0	\$0
2020	Local	OPERATING	\$0	\$0	\$36
2020	State	OPERATING	\$0	\$24	\$0
2020	5311	OPERATING	\$60	\$0	\$0
2021	Local	OPERATING	\$0	\$0	\$50
2021	State	OPERATING	\$0	\$33	\$0
2021	5311	OPERATING	\$83	\$0	\$0
2021	Local	CAPITAL	\$0	\$0	\$8
2021	5311	CAPITAL	\$33	\$0	\$0
<b>Federal Total:</b>	\$262	<b>Non-Federal Total:</b>	\$214	<b>Grand Total:</b>	\$476

**Project Sponsor:** Lawrence Transit **Project Name:** Lawrence Transit Capital Assistance

**TIP #:** 403 **KDOT #:** PT-0701


**Length (mi):** **Location:** Lawrence

**Project Type:** Transit/Paratransit **Work Type:** Special Work

**Date Added:** 10/2014 **Last Revised:** 6/2020

**Description:** Comprehensive Transportation Program. Purchase of replacement paratransit vehicles.  
**Comments:** StateCTP

FFY	Fund Source	Phase	Federal	State	Local
2018	State-PT	CAPITAL	\$0	\$500	\$0
2018	State-PT	OPERATING	\$0	\$699	\$0
2019	State-PT	CAPITAL	\$0	\$500	\$0
2019	State-PT	OPERATING	\$0	\$759	\$0
2020	State-PT	CAPITAL	\$0	\$1,000	\$0
2020	State-PT	OPERATING	\$0	\$297	\$0
2021	State-PT	CAPITAL	\$0	\$500	\$0
2021	State-PT	OPERATING	\$0	\$759	\$0
<b>Federal Total:</b>	\$0	<b>Non-Federal Total:</b>	\$5,014	<b>Grand Total:</b>	\$5,014



**Lawrence-Douglas County MPO**  
**FFY 2019 - 2022 Transportation Improvement Program Projects (Costs in 1,000s)**  
(Includes the Program of Projects for the Lawrence Transit System)

**Project Sponsor:** Baldwin City

**TIP #:** 511

**Length (mi):** 0.57

**Project Type:** Transportation  
Alternatives

**Date Added:** 6/2020

**Description:**

Phase 2 of West Baldwin Pedestrian/Bike Connectivity Project. The project includes a 10' shared use path from Highway 56 to the Santa Fe Depot south of High Street.

**Project Name:** West Baldwin Pedestrian/Bike  
Connectivity Project Phase 2 & 3

**KDOT #:**

**Location:** East side of Midland Railway from  
Santa Fe Depot to Highway 56

**Work Type:** Pedestrian & Bicycle Work

**Last Revised:**

**Comments:**

The project will include ADA accessibility, decorative lighting, benches, decorative separation fence and trash receptacles. The segment will involve new storm drainage improvements.

Linked with #509 (the first phase of this project).

FFY	Fund Source	Phase	Federal	State	Local
2021	Local	PE	\$0	\$0	\$149
2021	Local	UTIL	\$0	\$0	\$10
2021	Local	CONST	\$0	\$0	\$253
2021	TA	CONST	\$1,013	\$0	\$0

<b>Federal Total:</b>	\$1,013	<b>Non-Federal Total:</b>	\$412	<b>Grand Total:</b>	\$1,425
-----------------------	---------	---------------------------	-------	---------------------	---------

**Project Sponsor:** Lawrence

**TIP #:** 512

**Length (mi):** 0.61

**Project Type:** Transportation  
Alternatives

**Date Added:** 6/2020

**Description:**

Design and construction of 10' shared use path.

**Project Name:** Lawrence Loop Shared Use Path -  
Peterson Rd to Michigan St

**KDOT #:**

**Location:** Begins at the intersection of Peterson  
Rd and N Iowa St, ends at Michigan Rd  
1/2 mile north of W 2nd St

**Work Type:** Capital, Pedestrian & Bicycle Work,  
Safety

**Last Revised:**

**Comments:**

KDOT TA project, FY 21; \$1,070,00 (max)

FFY	Fund Source	Phase	Federal	State	Local
2020	Local	PE	\$0	\$0	\$210
2021	Local	CONST	\$0	\$0	\$368
2021	TA	CONST	\$1,070	\$0	\$0

<b>Federal Total:</b>	\$1,070	<b>Non-Federal Total:</b>	\$578	<b>Grand Total:</b>	\$1,648
-----------------------	---------	---------------------------	-------	---------------------	---------



**Lawrence-Douglas County MPO**  
**FFY 2019 - 2022 Transportation Improvement Program Projects (Costs in 1,000s)**  
(Includes the Program of Projects for the Lawrence Transit System)

**Project Sponsor:** Lawrence

**TIP #:** 513

**Length (mi):** 0.90

**Project Type:** Transportation  
Alternatives

**Date Added:** 6/2020

**Description:**

New sidewalk construction along designated Safe Routes to School. Driveway and sidewalk ramp construction will be included for ADA compliance.

**Project Name:** Lawrence Safe Routes to School  
Phase 2 (2021)

**KDOT #:**

**Location:** Various sidewalk along 6 streets & 1  
crossing improvement

**Work Type:** Pedestrian & Bicycle Work, Safety

**Last Revised:**

**Comments:**

This project will give a space for children to walk and/or bike to school along designated safe routes. The SRTS funding is an 80/20 (KDOT/City) cost share with KDOT contributing a max of \$400,000.

FFY	Fund Source	Phase	Federal	State	Local
2020	Local	PE	\$0	\$0	\$50
2021	Local	CONST	\$0	\$0	\$43
2021	TA	CONST	\$400	\$0	\$0

<b>Federal Total:</b>	\$400	<b>Non-Federal Total:</b>	\$93	<b>Grand Total:</b>	\$493
-----------------------	-------	---------------------------	------	---------------------	-------

**Table 10: Funding Summary (in \$1,000s)**

<b>Anticipated Funding (in thousands)</b>						
<b>Funding Source</b>		<b>FFY 2019</b>	<b>FFY 2020</b>	<b>FFY 2021</b>	<b>FFY 2022</b>	<b>Total</b>
<b>Transit</b>	<b>Federal</b>	\$ 2,211	\$ 2,212	\$ 2,213	\$ 2,215	\$ 8,851
	<b>State</b>	\$ 712	\$ 713	\$ 713	\$ 714	\$ 2,852
	<b>Local</b>	\$ 10,274	\$ 10,849	\$ 11,027	\$ 13,913	\$ 46,063
<b>Non-Transit</b>	<b>Federal</b>	\$ 1,961	\$ 1,989	\$ 2,018	\$ 2,436	\$ 8,405
	<b>State</b>	\$ 7,398	\$ 12,352	\$ 4,035	\$ 8,095	\$ 31,880
	<b>Local</b>	\$ 22,901	\$ 23,432	\$ 24,070	\$ 24,465	\$ 94,868
<b>Transit Total</b>		<b>\$ 13,197</b>	<b>\$ 13,774</b>	<b>\$ 13,954</b>	<b>\$ 16,842</b>	<b>\$ 57,766</b>
<b>Non-Transit Total</b>		<b>\$ 32,260</b>	<b>\$ 37,773</b>	<b>\$ 30,122</b>	<b>\$ 34,997</b>	<b>\$ 135,152</b>
<b>Grand Total</b>		<b>\$ 45,457</b>	<b>\$ 51,547</b>	<b>\$ 44,076</b>	<b>\$ 51,838</b>	<b>\$ 192,918</b>

Anticipated funding is based on the revenue assumptions in Transportation 2040. Local transit funds include KU on Wheels funding. 1.5% growth is applied to the funding and the 2017 Lawrence sales tax referendum (funds roads/infrastructure and transit service) passed, which provides local funding until 2028.

Estimated Expenditures by Year and Funding Source (in thousands)							
Funding Source			FFY 2019	FFY 2020	FFY 2021	FFY 2022	Total
Transit	Federal Funds	FTA 5307	\$ 2,447	\$ 2,523	\$ 2,649	\$ 2,852	\$ 10,471
		FTA 5310	\$ 78	\$ -	\$ -	\$ -	\$ 78
		FTA 5311	\$ 55	\$ 91	\$ 116	\$ -	\$ 262
	State-PT		\$ 1,259	\$ 1,297	\$ 1,259	\$ -	\$ 3,815
	Local		\$ 7,869	\$ 9,429	\$ 7,581	\$ 7,811	\$ 32,690
Non-Transit	Federal Funds	CDBG	\$ 303	\$ -	\$ -	\$ -	\$ 303
		HRRR	\$ 36	\$ -	\$ -	\$ -	\$ 36
		HSIP	\$ 500	\$ 973	\$ 500	\$ 500	\$ 2,473
		NHPP	\$ -	\$ -	\$ 3,382	\$ -	\$ 3,382
		STP	\$ -	\$ -	\$ 3,185	\$ -	\$ 3,185
		TA	\$ 394	\$ 1,344	\$ 2,483	\$ -	\$ 4,221
	State		\$ 7,841	\$ 2,683	\$ 9,100	\$ 2,500	\$ 22,124
	State AC Conversion*		\$ (500)	\$ (500)	\$ (7,067)	\$ (500)	\$ (8,567)
	Local		\$ 6,279	\$ 13,106	\$ 11,011	\$ 13,275	\$ 43,671
Transit Total			\$ 11,708	\$ 13,340	\$ 11,605	\$ 10,663	\$ 47,316
Non-Transit Total			\$ 14,853	\$ 17,606	\$ 22,594	\$ 15,775	\$ 70,828
Grand Total			\$ 26,561	\$ 30,946	\$ 34,199	\$ 26,438	\$ 118,144

\*State AC Conversions are negative because the State is receiving federal reimbursement for funds spent in previous years (as noted in the project listing).