

TECHNICAL ADVISORY COMMITTEE - AGENDA

1. Call Meeting to Order, Welcome and Introductions

2. Public Comment

The public is allowed to speak to any items or issues that are not scheduled on the agenda after first being recognized by the Chair. Each person will be limited to 5 minutes for public comment.

3. Action Item: Approval of minutes from the August 7 meeting (attached)

4. Action Item: Recommend Approval of the Unified Planning Work Program A#1

<https://assets.lawrenceks.org/assets/mpo/upwp/2018A1-DRAFT.pdf>

Public comment period was August 14-28. No public comment were received.

5. Discussion Item: Pavement, Bridges, System Reliability, and Truck Travel Time Performance Measure Targets (attached)

TAC will discuss the data available and draft proposed targets. The 15 day public comment period is scheduled for September 7-22 with TAC and Policy Board approval in October.

6. Quick Updates

- a. 2019 UPWP
- b. Bikeway Plan Update

7. Other Business

8. Next Meeting: October 2, 2018 or another date set by the TAC

Special Accommodations: Please notify the Lawrence-Douglas County Metropolitan Planning Organization (L-DC MPO) at (785) 832-3150 at least 72 hours in advance if you require special accommodations to attend this meeting (i.e., qualified interpreter, large print, reader, hearing assistance). We will make every effort to meet reasonable requests.

The L-DC MPO programs do not discriminate against anyone on the basis of race, color, national origin, sex, age, or handicap/disability, according to Title VI of the Civil Rights Act of 1964. For more information or to obtain a Title VI Complaint Form, see www.lawrenceks.org/mpo/title6 or call (785) 832-3150.

Attendance:

VOTING MEMBERS PRESENT

<input type="checkbox"/>	Branden Boyd (V-Chair) (Alt)	City of Eudora
X	Keith Browning	Douglas County
X	Ed Courton (Chair) (Alt)	Baldwin City
X	Charles Soules	Lawrence PW
X	Jeff Crick (Alt)	L-DC PDS
<input type="checkbox"/>	Robert Nugent	Lawrence Transit
<input type="checkbox"/>	Lynley Sanford	Lecompton
X	Allison Smith	KDOT
<input type="checkbox"/>	Aaron Quisenberry	KU on Wheels

NON-VOTING MEMBERS PRESENT

<input type="checkbox"/>	Paul Foundoukis	FHWA
<input type="checkbox"/>	Daniel Nguyen	FTA
<input type="checkbox"/>	Charlie Bryan	L-DC Health Dept.

STAFF PRESENT

X	Jessica Mortinger, AICP	L-DC MPO
X	Ashley Myers, AICP	L-DC MPO
<input type="checkbox"/>	Ryan Pearson	L-DC MPO

GUESTS PRESENT

X	Charles Fertig
---	----------------

1. Call Meeting to Order, Welcome and Introductions

Ed Courton called the meeting to order at 1:35 PM. A quorum was present.

2. Public Comment

Mr. Fertig indicated he was pleased with the changes that had been made at 27th Ter & Fairfield from yield signs to stop signs.

3. Action Item: Approval of minutes from the May 1 meeting

Ed Courton asked if anyone had changes to the minutes. Keith Browning moved to approve the minutes; the motion was seconded by Allison Smith and passed unanimously 5-0.

4. Action Item: Recommend Approval of the Revised Public Participation Plan

Ashely Myers presented the Public Participation Plan noting it reflected the addition of Performance Measures, the inclusion of social media strategies, and the MPO Bicycle Advisory Committee. She also noted a revised version was posted on the TAC agenda to include the addition of MTP Amendment and Administrative Revision details. The draft plan was available for a 45-day public comment period from June 8th to July 23rd. One public comment was received, however the comment was related to the bikeway plan update and will be included in that plan update in addition to the appendices of the PPP.

Allison Smith asked if the revised PPP was going to be posted for another public comment period. Jessica Mortinger said staff did not plan to have a second public comment period, but if TAC thought it was appropriate it could be done. Ed Courton indicated the public had an opportunity to comment and the addition by staff was consistent with the other public participation processes. Ms. Mortinger indicated the TAC/MPO could revisit the PPP if it was necessary based on public or member comments in the future.

Ms. Smith noted this MPO is the only one in the State to include Performance Measures process in their PPP. Ms. Mortinger said staff felt it was appropriate to set expectations for the public about how and when to get involved in the varying processes for setting and/or changing performance measures. She also noted the process can be revised if it needs to be in the future.

Chuck Soules moved to recommend approval of the PPP; the motion was seconded by Keith Browning and passed unanimously 5-0.

5. Action Item: Recommend Approval of FFY17 TIP Amendment #5

Ashley Myers presented the FFY17 TIP Amendment by reviewing the project list. The Amendment was out for public comment July 18th to August 2nd. Three comments were received. Comments were posted online at: <https://lawrenceks.org/mpo/tip/comments>. Two of the comments were not in relation to things staff could address in regard to the TIP Amendment. The City of Lawrence submitted the third comment requesting the 19th & Iowa St Ped/Bike Underpass project (#505) be altered to have all funding years in 2018 rather than 2019. The project was already included in Amendment 5 adjusting the funding amounts. This change to the years allows KDOT to obligate FFY18 funding towards the project. The change was requested during the public comment period, thus it was treated as a public comment. The request and subsequent project change were posted during the public comment period to enable transparency. Ms. Smith asked MPO staff to include the comments received and the MPO responses in their TIP submittal to KDOT. Keith Browning moved to recommend approval of FFY17 TIP Amendment #5; the motion was seconded by Chuck Soules and passed unanimously 5-0.

6. Discussion Item: FFY19 TIP Development Process

Ashley Myers updated TAC on the process of developing the FFY19 TIP. She made requests for reviewing the project list to project sponsors who hadn't yet. Ms. Myers indicated Keith Browning would like to have a conversation about two bridge projects he had included in the TIP and their regional significance. While the projects are not required they are on valuable network links. Jessica Mortinger indicated MPO staff also worked with the City of Lawrence to include a grouped bicycle and pedestrian project in the TIP to include the scale and scope of the bicycle and pedestrian improvements that are occurring in the region, even though the individual projects aren't standalone regionally significant. After discussing project #248 and #249, TAC members agreed they felt comfortable leaving the projects in the TIP.

Ms. Myers indicated the FFY19 TIP will go out for public comment August 15th thru September 14th and will come before the TAC at the October meeting.

7. Quick Updates

Jessica Mortinger explained KDOT currently has a call for Transportation Alternatives funding projects. Project Sponsors who wish to have letters of support/consistency from the MPO need to provide information to MPO staff before August 31st. Allison Smith asked if the projects would go to the MPO. Ms. Mortinger indicated the KDOT call for projects did not require action of the policy board and MPO staff did not plan to take projects to the MPO, not to mention the timing of project submittals would have required the projects to be on the August TAC/MPO and many project sponsors hadn't finalized project development far enough to meet that timeline. Ms. Smith asked if the MPO would notify TAC/MPO of project submissions. Ms. Mortinger indicated that the MPO did not provide notification for letters that were consistent with current planned projects. For example Regional Transit providers letters of support are written based on approved plans by staff and don't go to MPO Policy Board. Ms. Mortinger asked TAC members if they would like notice. Keith Browning said it would be nice to get notification about projects being submitted. Ms. Mortinger indicated MPO staff would provide TAC members the materials provided from project sponsors by August 31st.

Ms. Mortinger said the Cooperative Agreement between the MPO, Lawrence Transit, and KDOT, which discusses how they will work together, needs to be updated to include performance measures. The City of Lawrence legal team is currently reviewing the changes and it will be distributed to KDOT soon.

Ms. Mortinger said the MPO staff processed FFY17 TIP Administrative Revision #3 to revise FTA operating funds on project 412.

Ms. Mortinger said the MPO staff processed a 2018 UPWP Administrative Revision to update labor rates and actual hours spent to date.

Ms. Mortinger noted staff are working on a 2018 UPWP amendment, a new 2019 UPWP and the ongoing Bikeway Plan Update.

8. Other Business

Allison Smith noted KDOT has begun a Legislative Transportation Taskforce and would be expected to draft a report by January to plan the next state transportation projects. No local consultation has been scheduled.

9. Next Meeting: September 4, 2018 or another date set by the TAC

The meeting adjourned at 2:31 PM.

DRAFT

Percent of the Person-Miles Traveled on the Interstate and Non-Interstate NHS That Are Reliable (LOTTR)

L-DC MPO PM 6 (Federal PM 3)

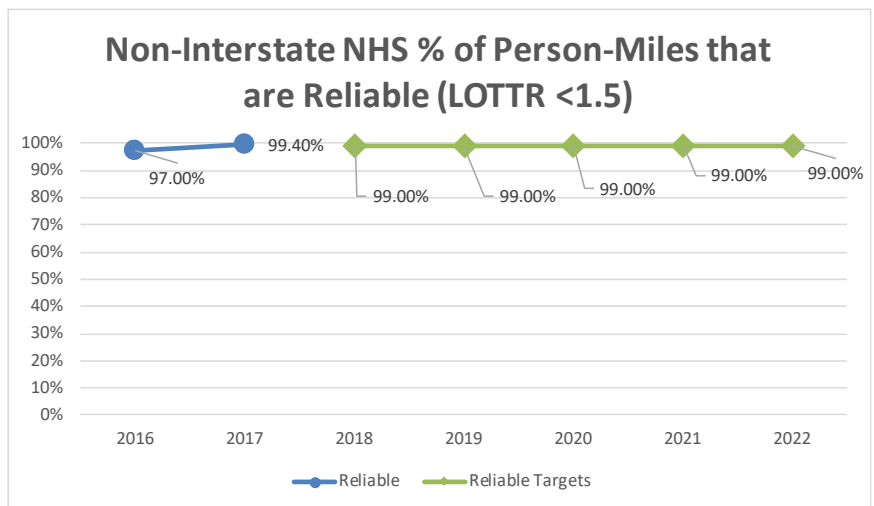
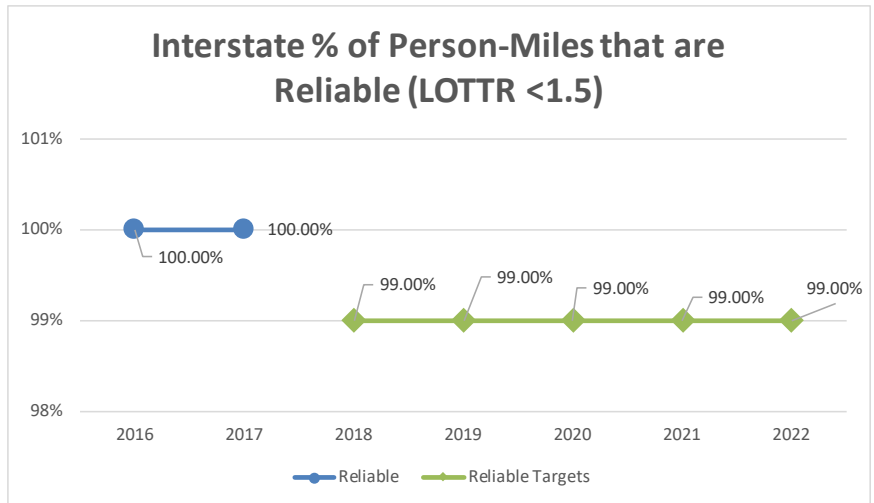
L-DC MPO

Interstate		
	Reliable	Reliable Targets
2016	100.00%	
2017	100.00%	
2018		99.00%
2019		99.00%
2020		99.00%
2021		99.00%
2022		99.00%

L-DC MPO

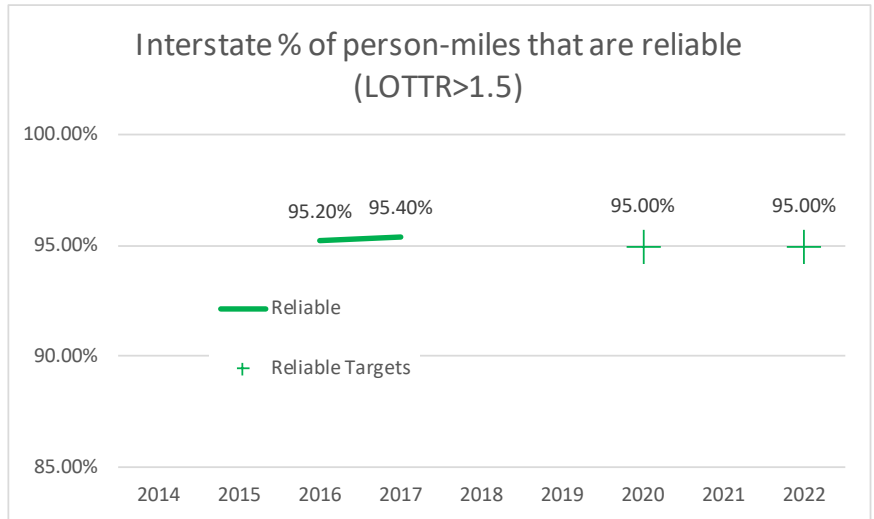
Non-Interstate NHS		
	Reliable	Reliable Targets
2016	97.00%	
2017	99.40%	
2018		99.00%
2019		99.00%
2020		99.00%
2021		99.00%
2022		99.00%

■ Actual
■ Projected



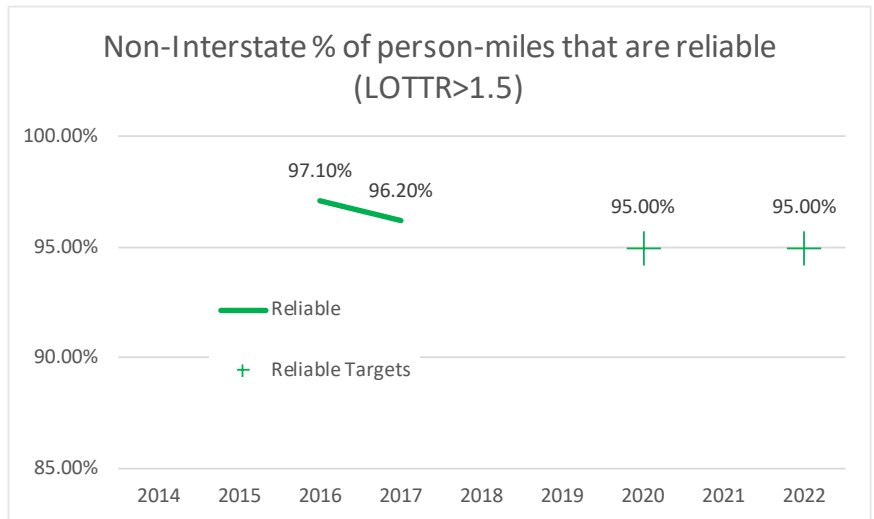
KDOT

Interstate		
	Reliable	Reliable Targets
2014		
2015		
2016	95.20%	
2017	95.40%	
2018		
2019		
2020		95.00%
2021		
2022		95.00%



KDOT

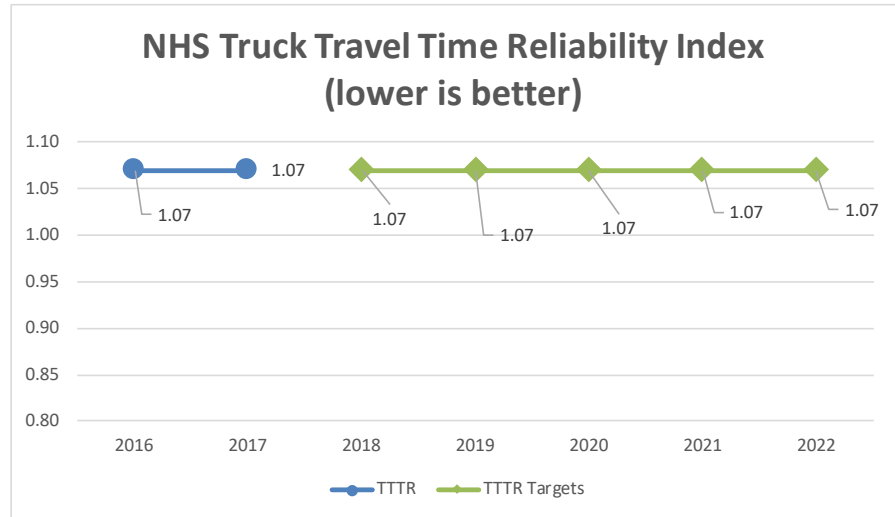
Non-Interstate NHS		
	Reliable	Reliable Targets
2014		
2015		
2016	97.10%	
2017	96.20%	
2018		
2019		
2020		95.00%
2021		
2022		95.00%



Truck Travel Time Reliability (TTTR) Index on the Interstate system – MPO PM 8 (Federal PM 3)

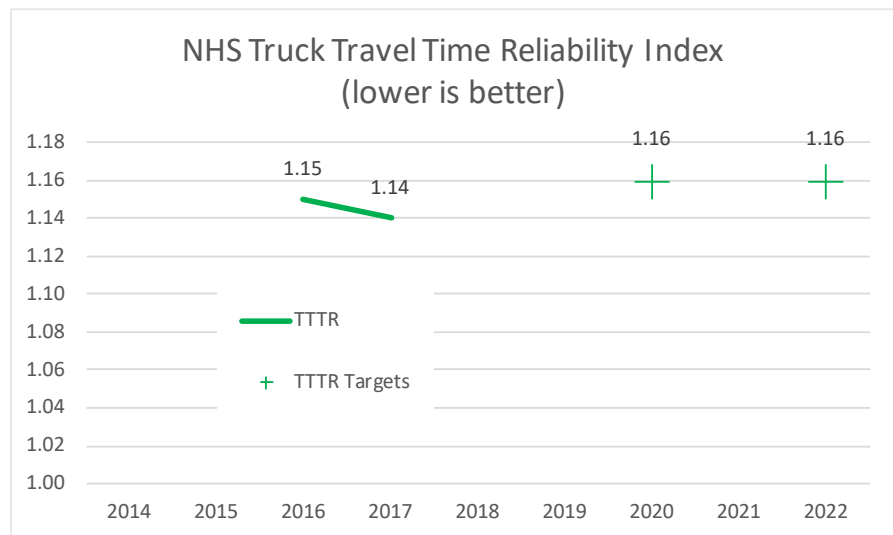
L-DC MPO

NHS		
	TTTR	TTTR Targets
2016	1.07	
2017	1.07	
2018		1.07
2019		1.07
2020		1.07
2021		1.07
2022		1.07



KDOT

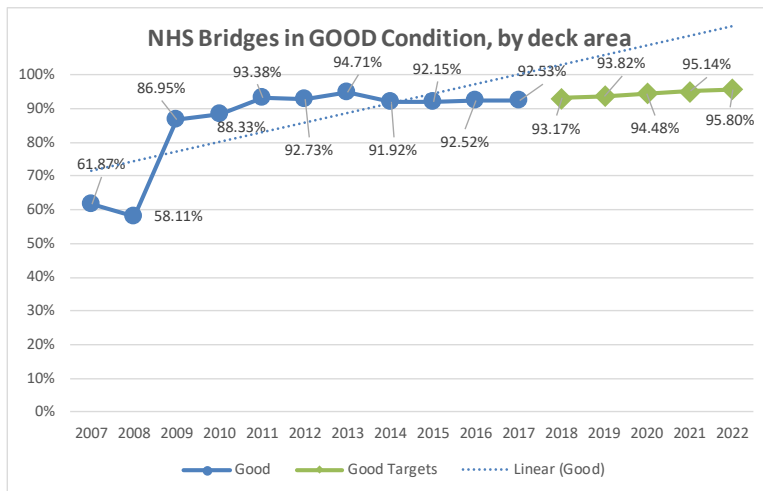
NHS		
	TTTR	TTTR Targets
2014		
2015		
2016	1.15	
2017	1.14	
2018		
2019		
2020		1.16
2021		
2022		1.16



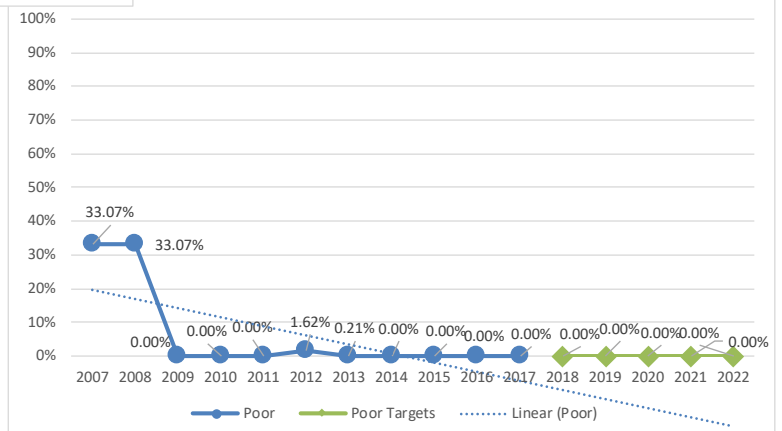
Percentage of NHS bridges by deck area classified as in GOOD & POOR condition – MPO PM 14 (Federal PM 2)

L-DC MPO

NHS Bridges					
	Good	Good Target	Fair	Poor	Poor Targets
2007	61.87%		5.06%	33.07%	
2008	58.11%		8.82%	33.07%	
2009	86.95%		13.05%	0.00%	
2010	88.33%		11.67%	0.00%	
2011	93.38%		6.62%	0.00%	
2012	92.73%		5.65%	1.62%	
2013	94.71%		5.08%	0.21%	
2014	91.92%		8.08%	0.00%	
2015	92.15%		7.85%	0.00%	
2016	92.52%		7.48%	0.00%	
2017	92.53%		7.47%	0.00%	
2018		93.17%			0.00%
2019		93.82%			0.00%
2020		94.48%			0.00%
2021		95.14%			0.00%
2022		95.80%			0.00%



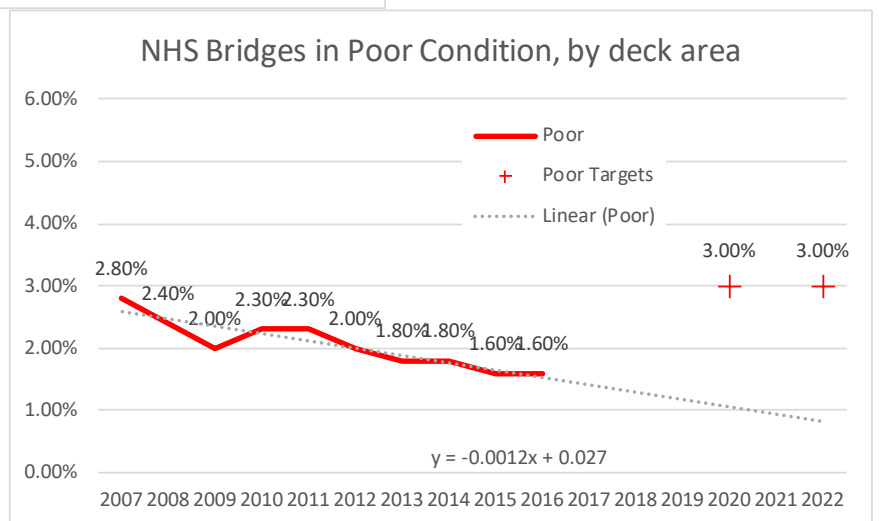
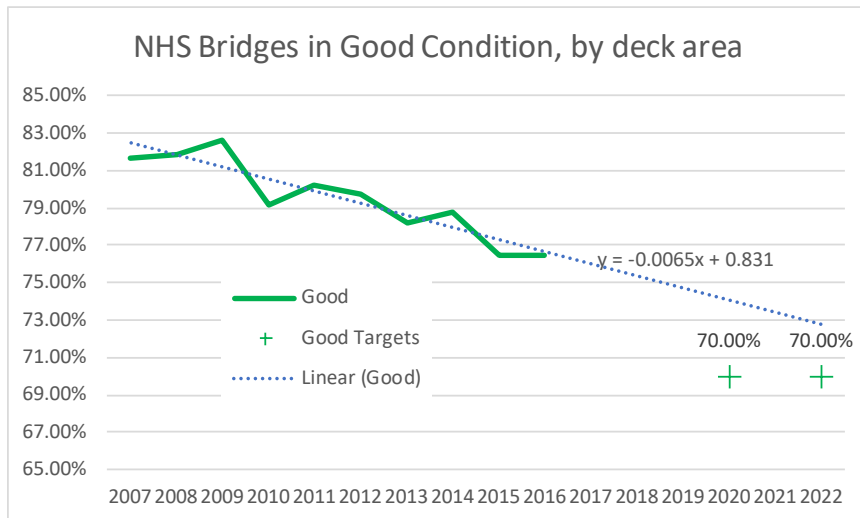
NHS Bridges in POOR Condition, by deck area



Actual
Projected

KDOT

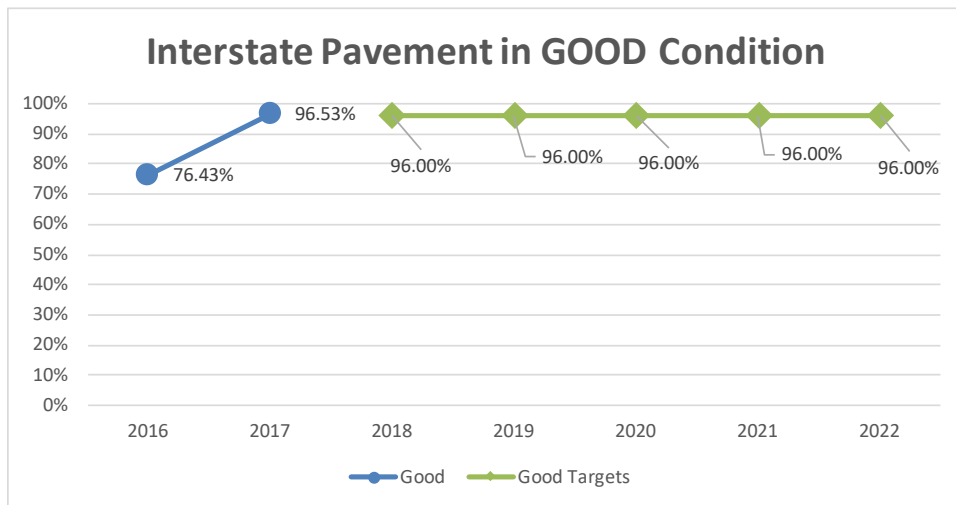
NHS Bridges					
	Good	Good Target	Fair	Poor	Poor Targets
2007	81.70%		15.50%	2.80%	
2008	81.90%		15.70%	2.40%	
2009	82.60%		15.40%	2.00%	
2010	79.20%		18.50%	2.30%	
2011	80.20%		17.50%	2.30%	
2012	79.70%		18.30%	2.00%	
2013	78.20%		20.00%	1.80%	
2014	78.80%		19.40%	1.80%	
2015	76.50%		21.90%	1.60%	
2016	76.50%		21.90%	1.60%	
2017					
2018					
2019					
2020		70.00%			3.00%
2021					
2022		70.00%			3.00%



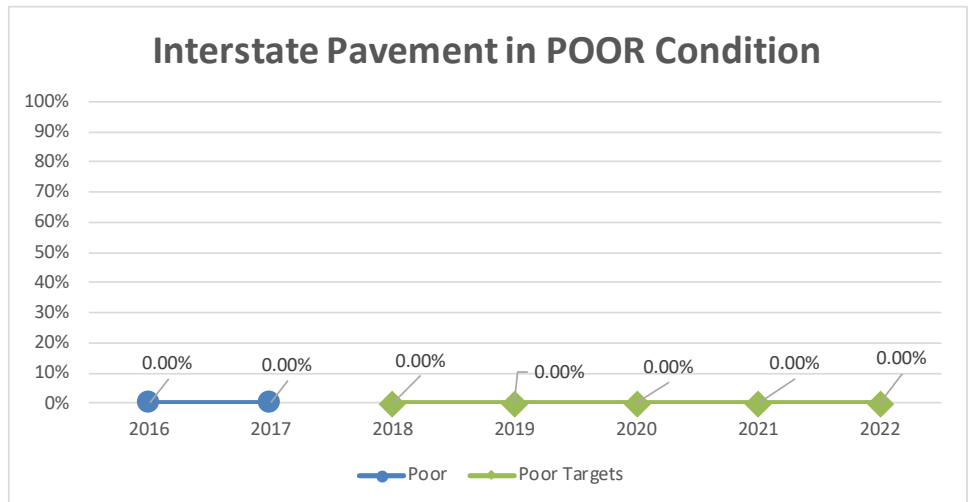
Percentage of pavements of the Interstate System in GOOD & POOR condition – MPO PM 18 (Federal PM 2)

L-DC MPO

Interstate NHS - LANE MILES - Percentages					
	Good	Good Targets	Fair	Poor	Poor Targets
2016	76.43%		23.57%	0.00%	
2017	96.53%		4.04%	0.00%	
2018		96.00%			0.00%
2019		96.00%			0.00%
2020		96.00%			0.00%
2021		96.00%			0.00%
2022		96.00%			0.00%

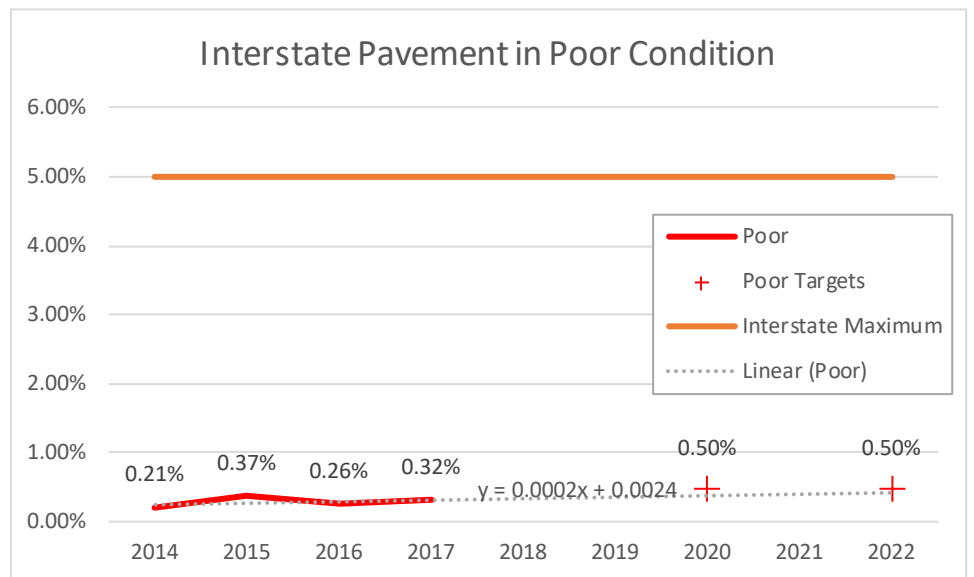
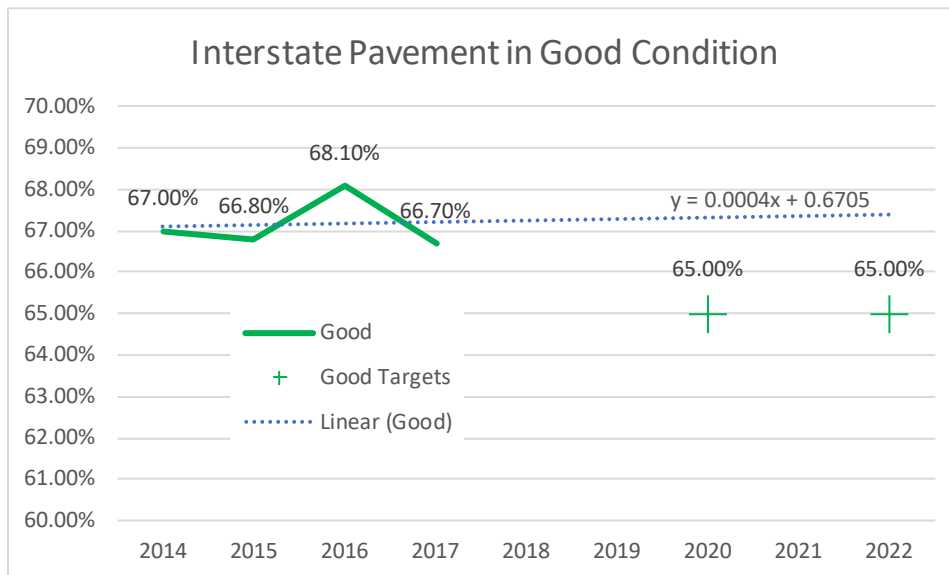


■ Actual
■ Projected



KDOT

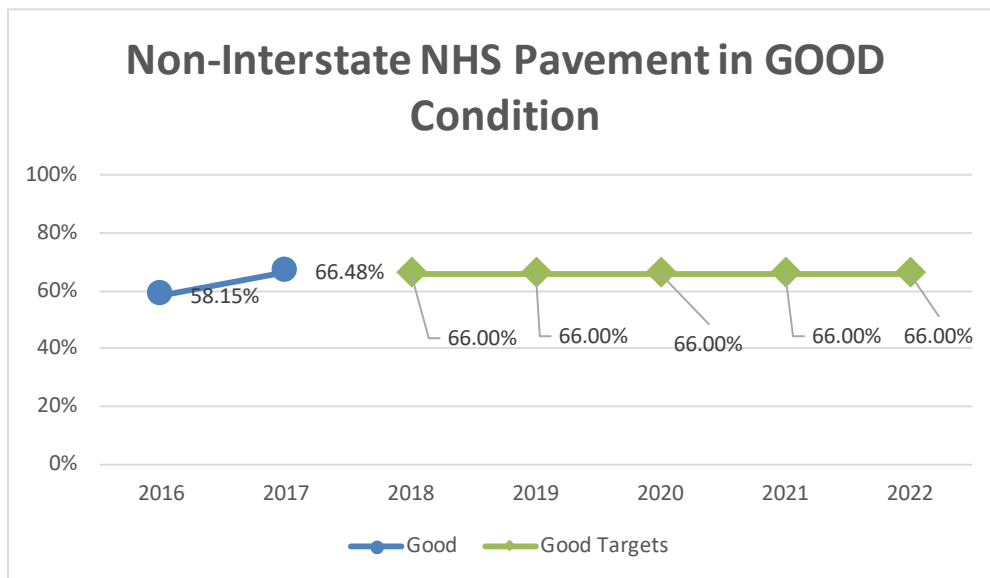
	Good	Good Targets	Fair	Poor	Poor Targets
2014	67.00%		32.79%	0.21%	
2015	66.80%		32.83%	0.37%	
2016	68.10%		31.64%	0.26%	
2017	66.70%		32.98%	0.32%	
2018					
2019					
2020		65.00%			0.50%
2021					
2022		65.00%			0.50%



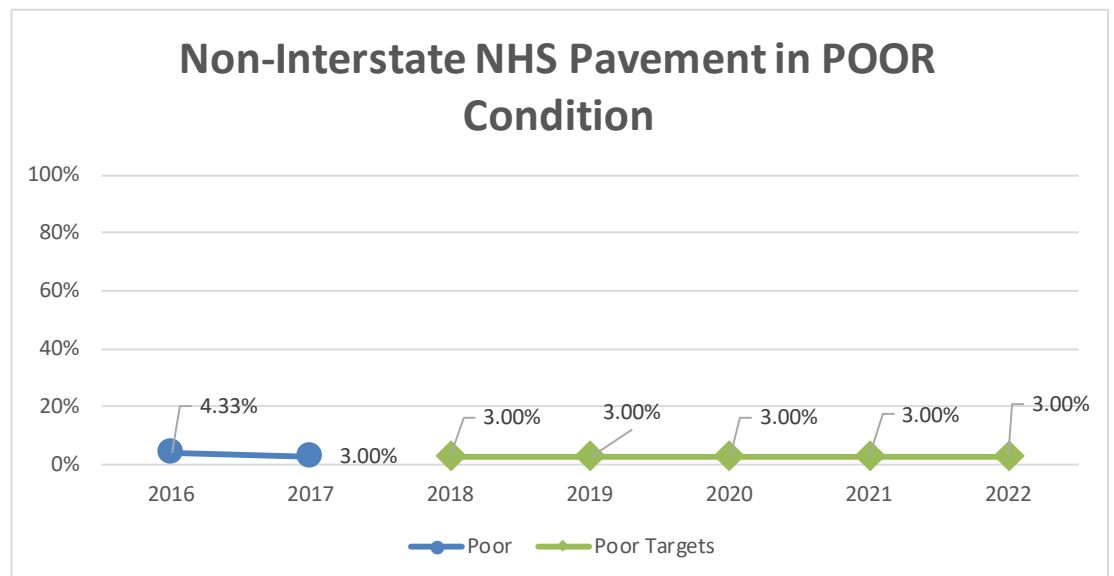
Percentage of pavements of the Non-Interstate NHS in GOOD & POOR condition – MPO PM 19 (Federal PM 2)

L-DC MPO

Non-Interstate NHS - Percentages					
	Good	Good Targets	Fair	Poor	Poor Targets
2016	58.15%		37.53%	4.33%	
2017	66.48%		44.17%	3.00%	
2018		66.00%			3.00%
2019		66.00%			3.00%
2020		66.00%			3.00%
2021		66.00%			3.00%
2022		66.00%			3.00%



Actual
 Projected



KDOT

Non-Interstate NHS					
	Good	Good Targets	Fair	Poor	Poor Targets
2014	63.00%		36.20%	0.80%	
2015	60.34%		38.56%	1.10%	
2016	61.21%		37.67%	1.12%	
2017	62.74%		36.12%	1.14%	
2018					
2019					
2020		55.00%			1.50%
2021					
2022		55.00%			1.50%

