

Survey Instrument

The City of Lawrence would like your input to help determine parks and recreation priorities for our community. This survey will take about 10 minutes to complete. When you are finished, please return your survey in the enclosed postage-paid return-reply envelope. We greatly appreciate your time.

Counting yourself, how many people live in your household? _____

2. **How many persons in your household (counting yourself) are?**
Under 5 years _____ 20 - 24 years _____ 55-64 years _____
5 - 9 years _____ 25 - 34 years _____ 65+ years _____
10 - 14 years _____ 35 - 44 years _____
15 - 19 years _____ 45 - 54 years _____
3. **How many years have you lived in Lawrence?** _____ years
4. **Have you or other members of your household participated in any programs offered by the City's Parks and Recreation Department during the past 12 months?** [check one]
____ (1) Yes {answer questions #4a & 4b}
____ (2) No, but I am aware that the City offers parks and recreation programs
____ (3) No, because I did not know the City offers parks and recreation programs
- 4a. **[ONLY If YES to Q#4] From which of the following sources of information did you learn about the City's parks and recreation programs?** [check all that apply]
____ (1) newspaper _____ (6) visited/called a parks & recreation office
____ (2) flyers/brochures _____ (7) cable television
____ (3) friends/coworkers _____ (8) website
____ (4) newsletters _____ (9) public service announcements
____ (5) Parks and Recreation booklets
- 4b. **[ONLY If YES to Q#4] Overall, how would you rate the programs offered by the City's Parks and Recreation Department?** [check one]
____ (1) Excellent
____ (2) Good
____ (3) Fair
____ (4) Poor
____ (9) Don't know
5. **Have you or members of your household visited any of the City's parks during the past year?**
____ (1) Yes: Which Ones? (If you know, please write the name or location of the parks below)
(a) _____ (b) _____ (c) _____
____ (2) No, but I know where City parks are located
____ (3) No, because I don't know where City parks are located
- 5a. **[ONLY If YES to Q#5] Overall, how would you rate the physical condition of the City parks you have visited?** [check one]
____ (1) Excellent
____ (2) Good
____ (3) Fair (need some improvements)
____ (4) Poor (need many improvements)
____ (9) Don't know/have not visited a City park recently

6. **PARKS AND RECREATION ACTIVITIES/POLICIES.** For each of the following, please indicate your level of agreement by circling the corresponding number below where "1" means **STRONGLY AGREE** and "5" means **STRONGLY DISAGREE**.

		Strongly <u>Agree</u>	<u>Agree</u>	<u>Neutral</u>	<u>Disagree</u>	Strongly <u>Disagree</u>	Don't <u>Know</u>
(A)	Overall, I presently get a lot of value for my tax dollars in parks and recreation services	1	...	2	...	3 4 5 9
(B)	The present fees for recreation programs and services are reasonable	1	...	2	...	3 4 5 9
(C)	The policy of charging the same fee for both non-residents and residents of Lawrence should be continued	1	...	2	...	3 4 5 9
(D)	I would support an increase in user fees for existing programs and services to generate additional overall revenues for parks and recreation to improve maintenance and program services	1	...	2	...	3 4 5 9
(E)	Acquisition of property for new parks in developing areas should be a priority	1	...	2	...	3 4 5 9
(F)	Land developers of large residential developments should be required to contribute property and/or facilities for parks and recreation	1	...	2	...	3 4 5 9
(G)	The public landscape plantings contribute to the quality of life in Lawrence	1	...	2	...	3 4 5 9
(H)	I think there are an adequate number of trees in public areas in the City of Lawrence	1	...	2	...	3 4 5 9
(I)	I am concerned for my personal security in Lawrence parks and recreation parks/facilities	1	...	2	...	3 4 5 9
(J)	The joint use and construction of facilities by City parks and recreation with schools and other public agencies is an effective way to provide facilities and services ...	1	...	2	...	3 4 5 9
(K)	Parks and recreation <u>facilities</u> are currently provided in an equitable manner throughout the City	1	...	2	...	3 4 5 9
(L)	Parks and recreation <u>programs</u> are currently provided in an equitable manner throughout the City	1	...	2	...	3 4 5 9
(M)	There are currently sufficient opportunities for youth/teens to use their free time constructively in Lawrence	1	...	2	...	3 4 5 9
(N)	Use of facilities by other agencies restricts my use of facilities because of limited and/or inconvenient hours .	1	...	2	...	3 4 5 9

7. **FACILITY AVAILABILITY.** Using a five-point scale where '1' means "Very Satisfied" and '5' means "Very Dissatisfied," please rate your overall satisfaction with the **AVAILABILITY** of the following types of recreational facilities in the City of Lawrence.

		Very <u>Satisfied</u>	<u>Satisfied</u>	<u>Neutral</u>	<u>Dissatisfied</u>	Very <u>Dissatisfied</u>	Don't <u>Know</u>
(A)	Youth Baseball/Softball fields	1	2	3	4	5	9
(B)	Adult Softball fields	1	2	3	4	5	9
(C)	Soccer fields	1	2	3	4	5	9
(D)	Lighted sports fields	1	2	3	4	5	9
(E)	Tennis courts	1	2	3	4	5	9
(F)	Inline skating/hockey facilities	1	2	3	4	5	9
(G)	Ice skating rinks	1	2	3	4	5	9
(H)	Skateboard facilities	1	2	3	4	5	9
(I)	Volleyball courts	1	2	3	4	5	9
(J)	Golf courses/driving ranges and putting greens	1	2	3	4	5	9
(K)	Playgrounds for children	1	2	3	4	5	9
(L)	Picnic facilities	1	2	3	4	5	9
(M)	Walking and biking trails	1	2	3	4	5	9
(N)	Nature centers/nature trails	1	2	3	4	5	9
(O)	Indoor gyms and fitness space	1	2	3	4	5	9
(P)	Indoor swimming facilities	1	2	3	4	5	9
(Q)	Outdoor aquatic/swimming facilities	1	2	3	4	5	9
(R)	Racquetball courts	1	2	3	4	5	9
(S)	Public meeting space	1	2	3	4	5	9
(T)	Youth/Teen Recreation Centers	1	2	3	4	5	9
(U)	Public landscaping and flower gardens	1	2	3	4	5	9
(V)	Community centers	1	2	3	4	5	9
(W)	Neighborhood parks	1	2	3	4	5	9
(X)	Community parks, such as Centennial Park	1	2	3	4	5	9
(Y)	Large multi use parks for active and passive recreation	1	2	3	4	5	9
(Z)	Senior centers	1	2	3	4	5	9

8. **Which FOUR of the facilities listed above are most important to the members of your household?**
[Write in the letters below for your 1st, 2nd, 3rd, and 4th choice using the letters from the list in question #7 above.]

1st

2nd

3rd

4th

11. **FACILITY IMPROVEMENTS.** Parks and recreation improvements that are being considered by the City of Lawrence are listed below. For each one, please indicate whether you think the improvement is very important, somewhat important, or not important by circling the corresponding number.

	Very <u>Important</u>	Somewhat <u>Important</u>	Not <u>Important</u>	Don't <u>Know</u>
(A) Renovating neighborhood parks	1	2	3	9
(B) Renovating existing outdoor athletic <u>courts</u> (tennis, basketball, volleyball courts)	1	2	3	9
(C) Renovating playgrounds	1	2	3	9
(D) Renovating picnic areas	1	2	3	9
(E) Renovating existing community and youth centers	1	2	3	9
(F) Linking neighborhood parks with walking/biking trails .	1	2	3	9
(G) Expanding open space areas for new parks	1	2	3	9
(H) Renovating existing outdoor swimming pools	1	2	3	9
(I) Adding an outdoor pool/family aquatic center	1	2	3	9
(K) Renovating existing outdoor athletic <u>fields</u> (baseball, softball, soccer, football)	1	2	3	9
(L) Adding additional outdoor athletic fields	1	2	3	9
(M) Adding lighting to outdoor sports fields	1	2	3	9
(O) Expanding space for classes, meetings, and other passive recreation programs	1	2	3	9
(P) Improving fishing areas	1	2	3	9
(J) Enhancing existing public landscapes and gardens	1	2	3	9

12. Which **THREE** improvements from the list above are most important to the members of your household? [Write in the letters below for your 1st, 2nd, and 3rd choice using the letters from the list in question #11 above.]

1st

2nd

3rd

13. Which **ONE** of the following do you think the City of Lawrence should emphasize most over the next 10 years? [check one]

- ☐ (1) The City should make improvements to existing parks and recreation facilities
☐ (2) The City should construct new parks and recreation facilities
☐ (3) The City should acquire land to create new parks
☐ (4) None of these

14. If the City were to develop new recreation centers, which of the following would you prefer? [check one]

- ☐ (1) Build small, neighborhood-oriented recreation facilities
☐ (2) Build a large centrally located recreation facility that is designed to serve residents from many parts of the City
☐ (3) Do not build any new recreation facilities
☐ (9) Don't know

15. Please indicate ALL reasons that keep you or other members of your household from using City parks and recreation facilities more often? (Check all that apply)

- | | |
|--|---|
| <input type="checkbox"/> (01) Facilities are not well maintained | <input type="checkbox"/> (08) We are too busy or just not interested |
| <input type="checkbox"/> (02) Facilities do not have the right equipment | <input type="checkbox"/> (09) I do not know where the City facilities are located |
| <input type="checkbox"/> (03) Security is poor (i.e., poor lighting) | <input type="checkbox"/> (10) The City does not have quality programs |
| <input type="checkbox"/> (04) Hours of operation are not convenient | <input type="checkbox"/> (11) Registration is not convenient |
| <input type="checkbox"/> (05) The location of City facilities is not close to my home | <input type="checkbox"/> (12) The City does not have the facilities we need |
| <input type="checkbox"/> (06) Fees are too expensive | |
| <input type="checkbox"/> (07) Members of my household use facilities provided by other organizations | |

16. Which of the following best describes your race/ethnicity (check all that apply)?

- ☐ (1) Asian/Pacific Islander
☐ (2) White
☐ (3) American Indian/Eskimo
☐ (4) Black/African American
☐ (5) Hispanic
☐ (6) Other: _____

17. What is your home zip code? _____

18. Your sex

- ☐ (1) Male
☐ (2) Female

19. What is your total annual household income?

- ☐ (1) Under \$25,000
☐ (2) \$25,000 to \$49,999
☐ (3) \$50,000 to \$74,999
☐ (4) \$75,000 to \$99,999
☐ (5) \$100,000 or more

20. Are you or other members of your household full-time students at:

- ☐ (1) University of Kansas
☐ (2) Haskell Indian Nations University
☐ (3) Neither of these

This concludes the survey; We thank you for your time.

Please return the survey in the enclosed postage-paid envelope addressed to:
ETC Institute, 725 W. Frontier Circle, Olathe, KS 66061

Parks and Recreation Youth Survey

Summary of Results

Conducted for

**The City of Lawrence, Kansas
Department of Parks and Recreation**

by

Leisure Vision
a division of ETC Institute

in association with

Leon Younger and PROS



Fall 1999

Lawrence Parks and Recreation Master Plan

Summary of Youth Survey Results

Overview of the Methodology

The City of Lawrence Department of Parks and Recreation administered a survey to students at Lawrence schools during the fall of 1999 to help determine parks and recreation priorities for the community. The surveys were distributed to 373 randomly selected students in grades 3-12 at 27 Lawrence schools. The results for the random sample of 373 students have a 95% level of confidence with a precision of at least +/- 5.2%.

Major Findings

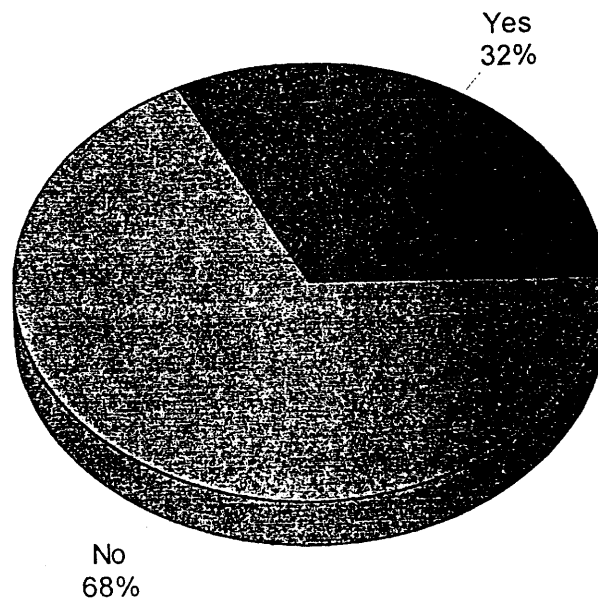
Programs: Awareness, Participation, and Priorities

- 68% of the youth surveyed indicated that there is a City park within walking distance of their home; 31% indicated that they use the park near their home at least one a week. More than half (56%) of those surveyed indicated that they use the park closest to their home at least once per month; 71% of those surveyed indicated that they use other parks in the City of Lawrence in addition to the one nearest their home.
- 59% of the youth surveyed indicated that they use the City's recreation centers. Of those who use recreation centers, 52% indicated that they use them at least once per month; 27% indicated that they use them at least once per week.
- The indoor recreational activities that youth were most interested in based on the percentage of "very interested" responses were: indoor swimming (57%), video games/arcade games (56%), indoor basketball (45%), and billiards/pool (42%).
- The natural oriented recreation programs that youth were most interested in based on the percentage of "very interested" responses were: canoeing/boating (47%), exploring/playing in the woods (46%), and trail walking/hiking (43%).
- The outdoor recreational activities that youth were most interested in based on the percentage of "very interested" responses were: concerts/entertainment (56%), bicycle riding in their neighborhood (46%), outdoor basketball (46%), bicycle trail riding (45%), baseball (40%), soccer (40%), and in-line skating (40%).

Charts/Graphs

Is There a Park Near Your Home That You Can Walk To?

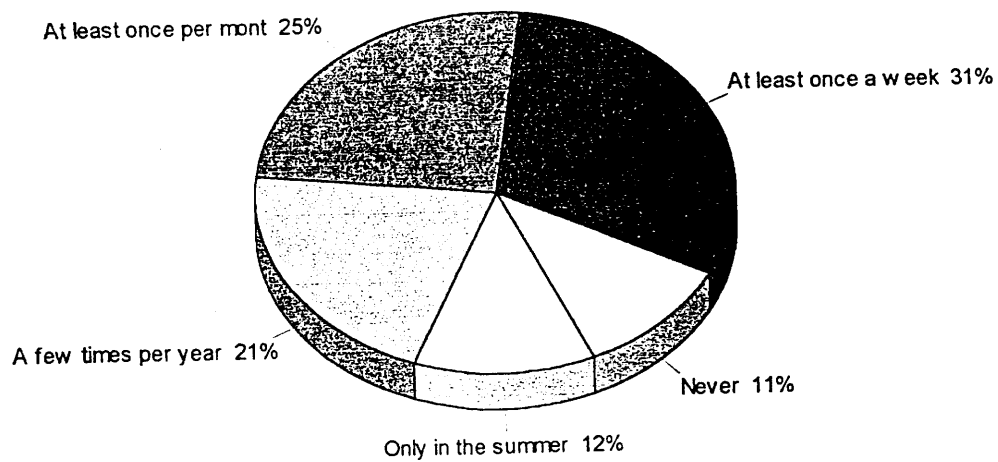
by percentage of youth respondents



Source: ETC Institute/Leisure Vision (January 2000)

How Often Do You Use the Park Near Your Home?

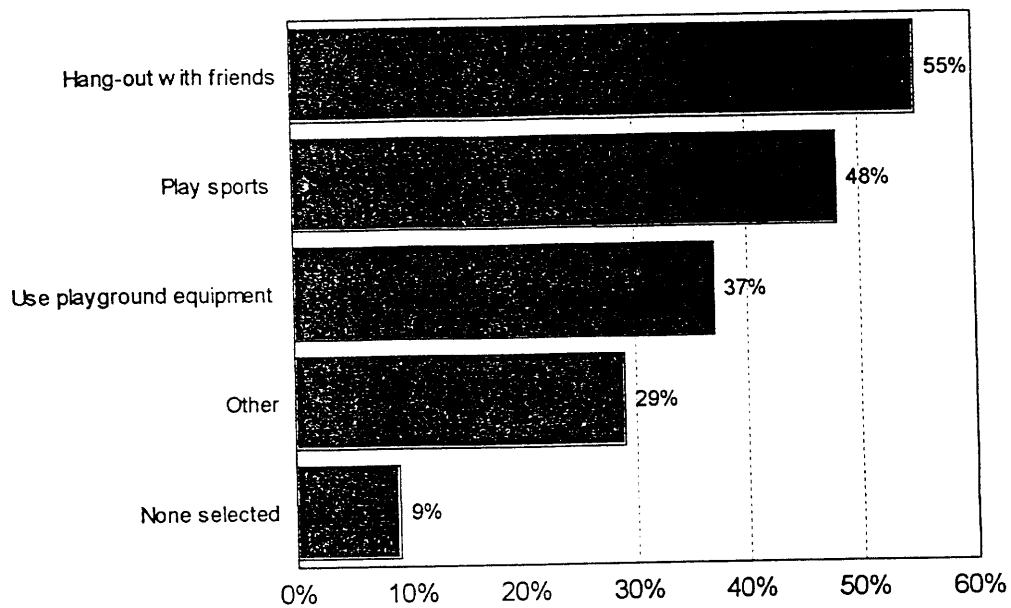
by percentage of youth respondents who indicated there was a park near their home



Source: ETC Institute/Leisure Vision (January 2000)

What Do You Do At The Park Nearest to Your Home?

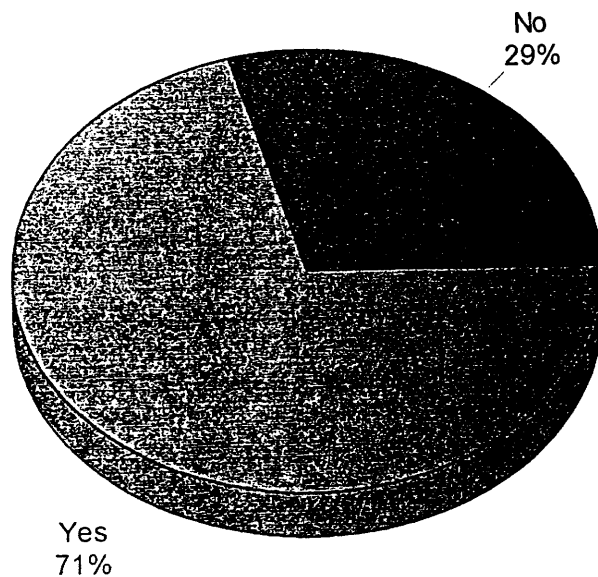
by percentage of youth respondents who indicated they use a park near their home



Source: ETC Institute/Leisure Vision (January 2000)

Do You Ever Go to Any Other Parks in the City of Lawrence?

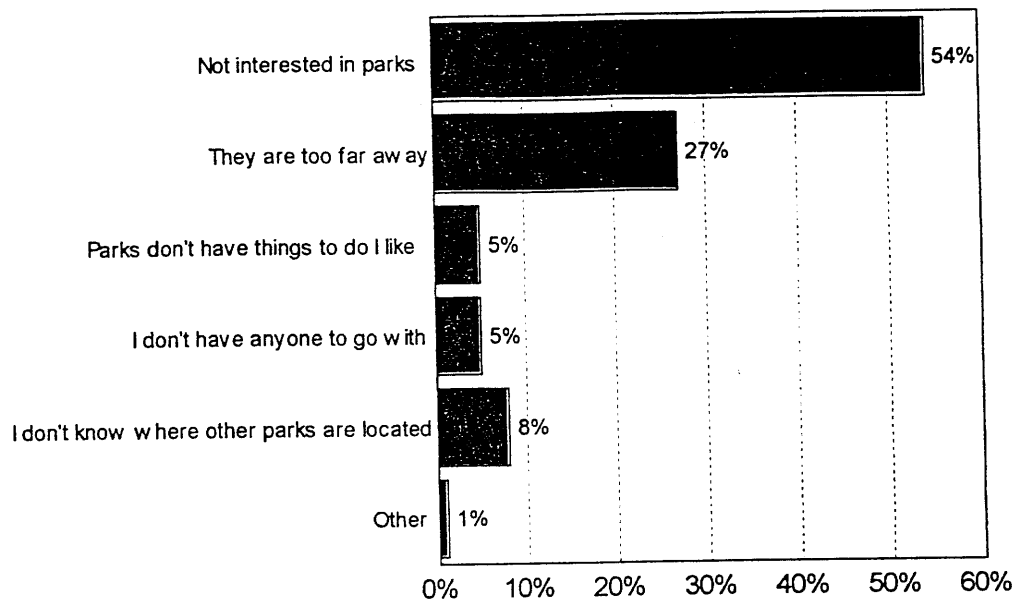
by percentage of youth respondents



Source: ETC Institute/Leisure Vision (January 2000)

Why Don't You Go to Other Parks in the City of Lawrence?

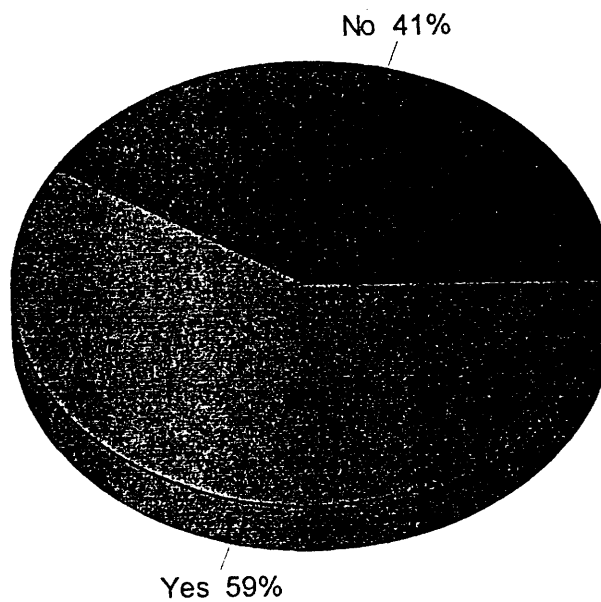
by percentage of youth respondents who indicated they do not go to other parks in the City



Source: ETC Institute/Leisure Vision (January 2000)

Do You Use Any of the City's Recreation Centers?

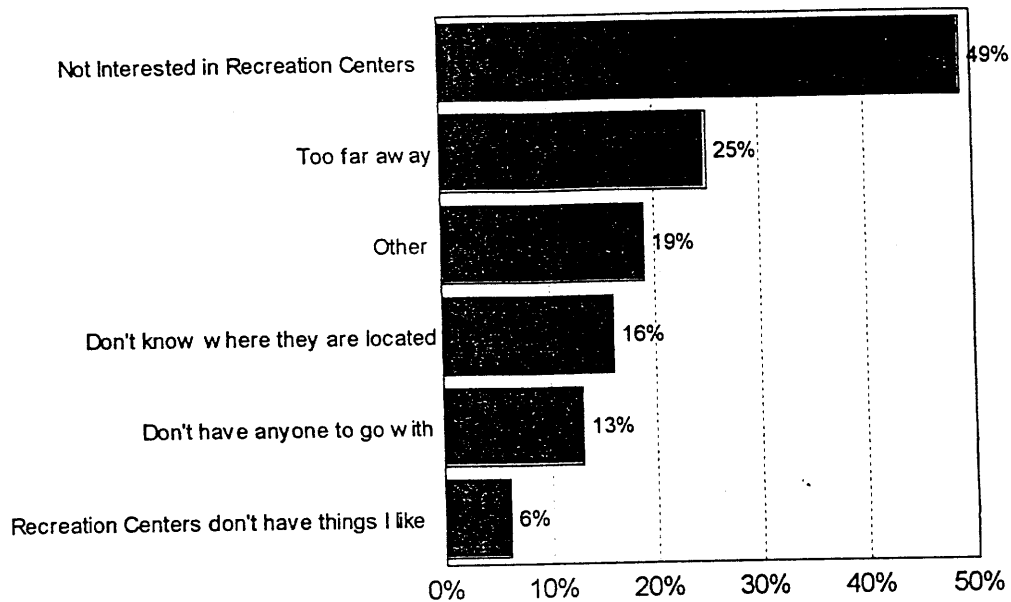
by percentage of youth respondents



Source: ETC Institute/Leisure Vision (January 2000)

Why Don't You Go to Recreation Centers in the City of Lawrence?

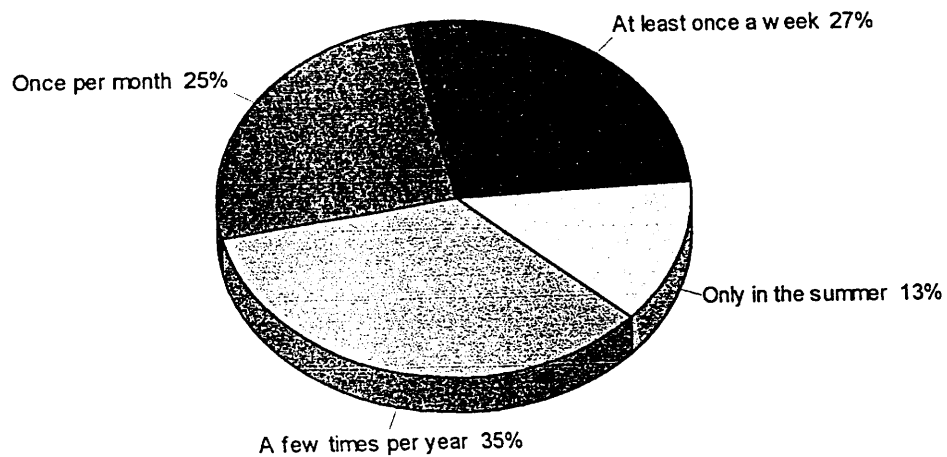
by percentage of youth respondents who indicated that they do not use City recreation centers



Source: ETC Institute/Leisure Vision (January 2000)

How Often do you Use the Recreation Center You Visit Most?

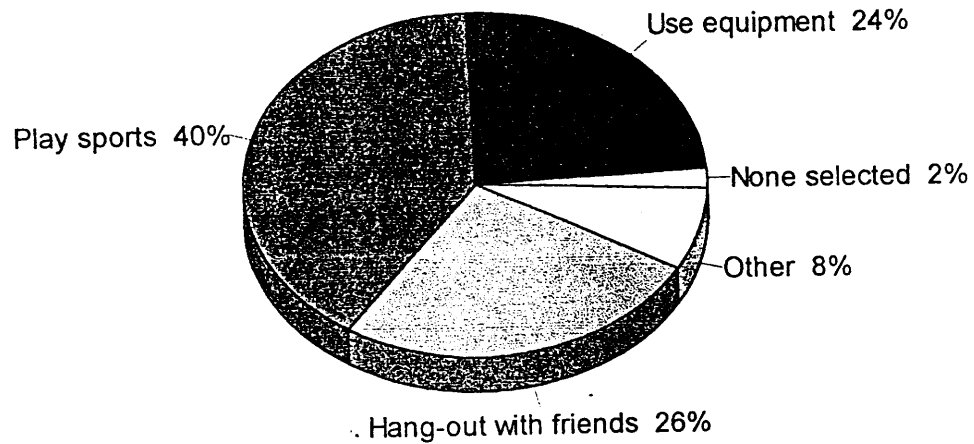
by percentage of youth respondents who indicated that they use City recreation centers



Source: ETC Institute/Leisure Vision (January 2000)

What Do You Do At City Recreation Centers?

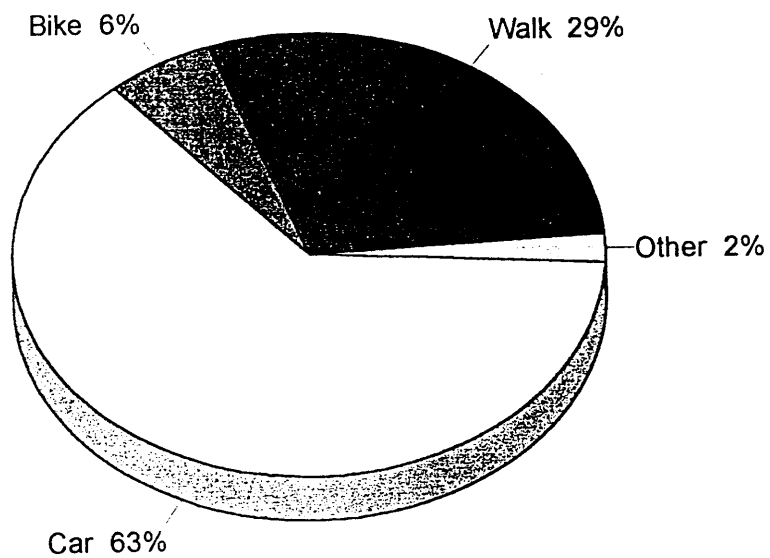
by percentage of youth respondents who indicated that they use City recreation centers



Source: ETC Institute/Leisure Vision (January 2000)

How Do You Get to City Recreation Centers?

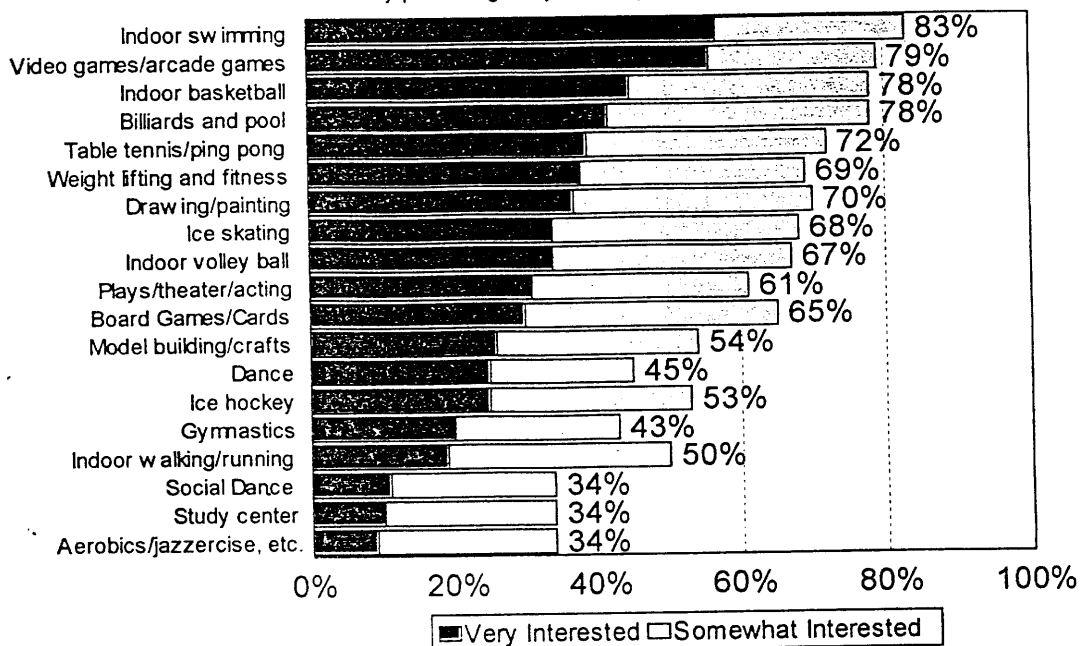
by percentage of youth respondents who indicated that they use City recreation centers



Source: ETC Institute/Leisure Vision (January 2000)

Level of Interest Youth Have In Various Indoor Recreation Activities

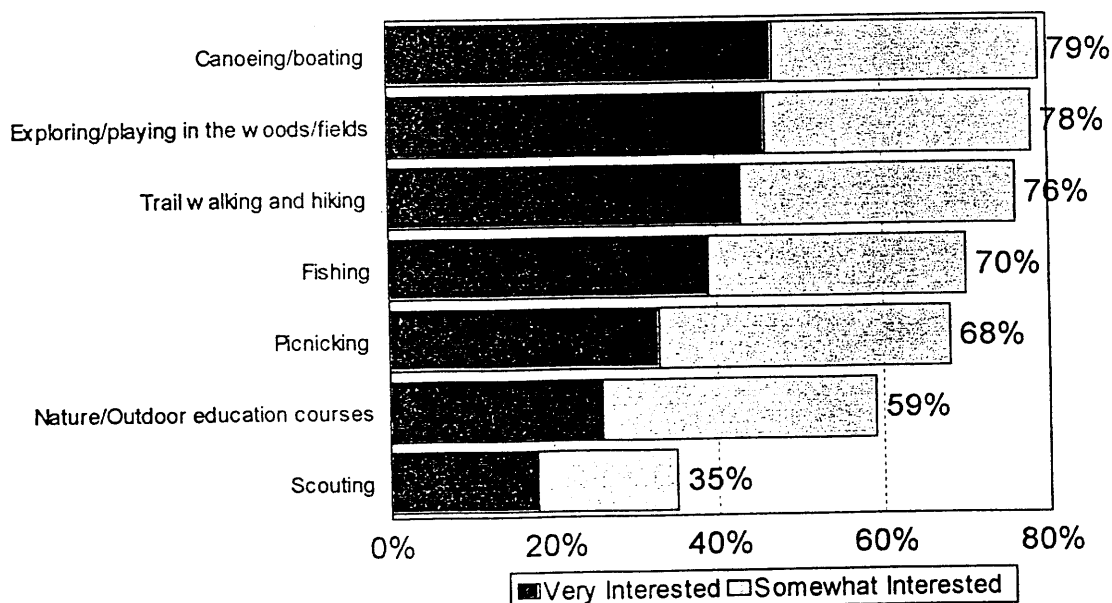
by percentage of youth respondents



Source: ETC Institute/Leisure Vision (January 2000)

Level of Interest Youth Have in Various Nature Oriented Recreational Activities

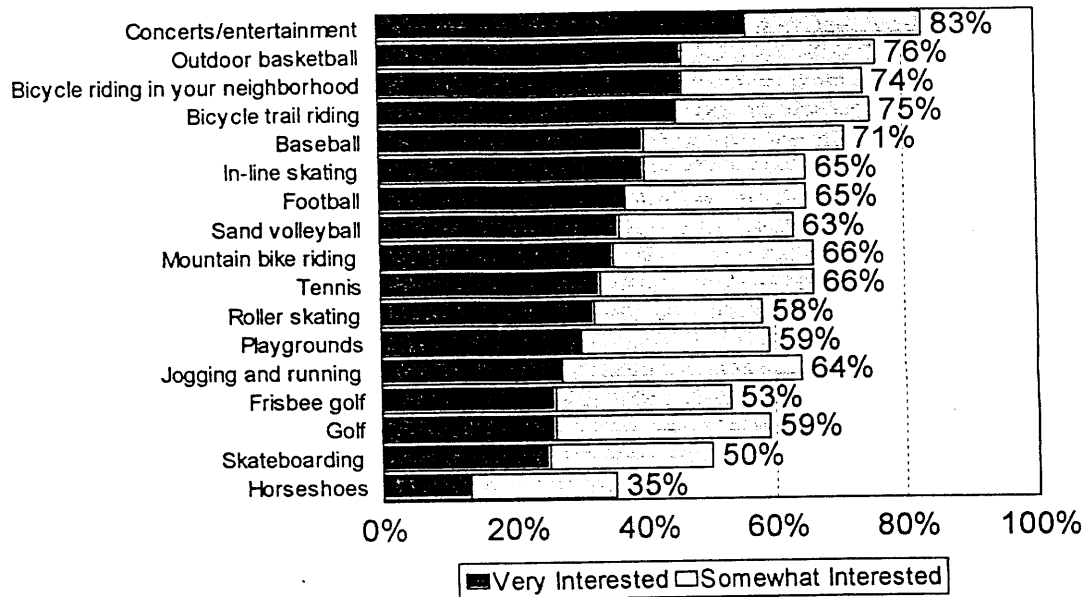
by percentage of youth respondents



Source: ETC Institute/Leisure Vision (January 2000)

Level of Interest Youth Have in Various Outdoor Recreational Activities

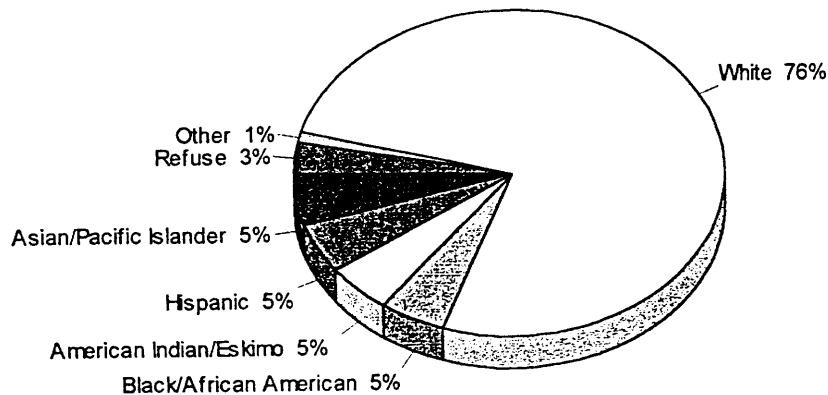
by percentage of youth respondents



Source: ETC Institute/Leisure Vision (January 2000)

Demographics: Race/ethnicity

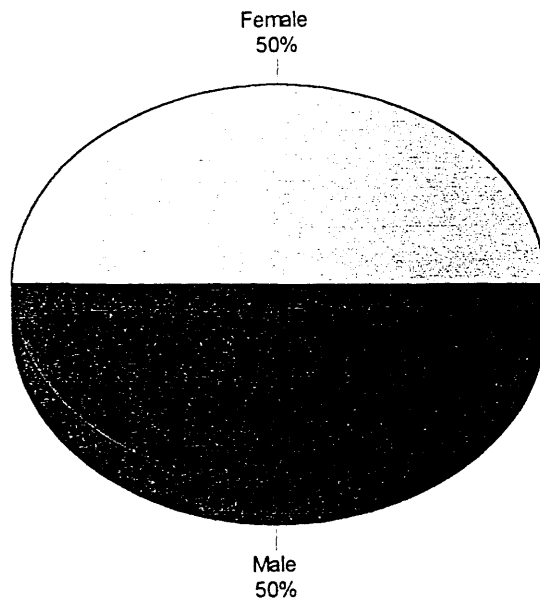
by percentage of youth respondents



Source: ETC Institute/Leisure Vision (January 2000)

Demographics: Gender

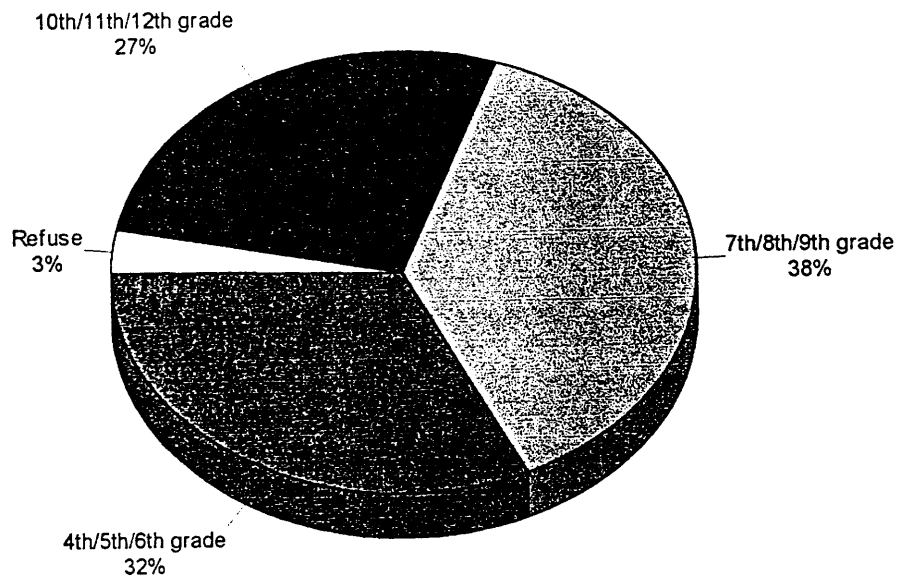
by percentage of youth respondents



Source: ETC Institute/Leisure Vision (January 2000)

Demographics: Grade in School

by percentage of youth respondents



Source: ETC Institute/Leisure Vision (January 2000)