



November 2024
Security Investment Report
City of Lawrence, Kansas



City of Lawrence, Kansas

TABLE OF CONTENTS

CONSOLIDATED REPORTS


1. PORTFOLIO SUMMARY
2. FIXED INCOME PORTFOLIO
3. PERFORMANCE
 - a. MONTHLY
 - b. INCEPTION TO DATE
4. FIXED INCOME DISTRIBUTION
5. LARGEST HOLDINGS
6. FIXED INCOME CASH FLOWS
7. UNREALIZED GAINS
8. REALIZED GAINS
9. PERFORMANCE VS. BENCHMARK
10. MODEL PORTFOLIO
11. COLLATERAL REPORT

BY PORTFOLIO

1. PORTFOLIO SUMMARY
2. FIXED INCOME PORTFOLIO
3. PERFORMANCE
 - a. MONTHLY
 - b. INCEPTION TO DATE
4. FIXED INCOME DISTRIBUTION
5. UNREALIZED GAINS
6. REALIZED GAINS
7. INCOME AND EXPENSES
8. CASH LEDGER



CONSOLIDATED



Columbia Capital Management, LLC
PORTFOLIO SUMMARY
City of Lawrence, Kansas
November 30, 2024

Security Type	Quantity	Total Cost	Market Value	Pct. Assets	Cur. Yield	Est. Annual Income
Fixed Income						
Agency Securities	103,054,000	101,694,149.69	102,425,517.24	39.8	4.6	1,731,043.75
Treasury Notes	48,385,000	47,383,518.69	48,031,054.69	18.6	4.4	1,307,828.75
	151,439,000	149,077,668.38	150,456,571.94	58.4	4.5	3,038,872.50
Cash and Equiv.						
Cash and Equivalents	0	11,246,823.61	11,246,823.61	4.4	0.2	22,493.65
Certificate of Deposit	86,824,500	86,824,500.00	86,824,500.00	33.7	4.8	4,237,151.50
Mutual Funds	7,126,841	7,126,841.25	7,126,841.25	2.8	4.6	329,490.98
Treasury Bills	1,948,000	1,921,869.74	1,924,505.54	0.7	4.4	0.00
	95,899,341	107,120,034.60	107,122,670.40	41.6	4.3	4,589,136.12
TOTAL PORTFOLIO	247,338,341	256,197,702.98	257,579,242.34	100.0	4.4	7,628,008.62

Columbia Capital Management, LLC
FIXED INCOME PORTFOLIO
City of Lawrence, Kansas
November 30, 2024

Quantity	Security	Unit Cost	Total Cost	Price	Market Value	Accrued Interest	Market Value +Accr.Int.	Pct. Assets	Yield To Mat.	Duration
Agency Securities										
8,000,000	FEDERAL NATL MTG ASSN 0.000% Due 12-13-24	99.15	7,932,118.33	99.83	7,986,264.48	0.00	7,986,264.48	3.1	4.76	0.04
2,050,000	FEDERAL NATL MTG ASSN 4.550% Due 10-17-25	99.99	2,049,820.00	100.00	2,050,048.79	11,141.18	2,061,189.97	0.8	4.54	0.85
			9,981,938.33		10,036,313.27	11,141.18	10,047,454.45	3.9	4.72	0.20
21,787,000	FEDERAL NTNL MO 0.625%25 DUE 04/22/25 0.625% Due 04-22-25	98.34	21,425,513.30	98.53	21,466,515.63	14,373.37	21,480,888.99	8.3	4.42	0.39
2,041,000	FEDERAL NTNL MO 1.625%25 DUE 01/07/25 1.625% Due 01-07-25	97.50	1,990,020.41	99.70	2,034,942.07	13,174.37	2,048,116.44	0.8	4.50	0.10
2,000,000	FFCB 0.74%25 DUE 06/30/25 0.740% Due 06-30-25	100.00	2,000,025.00	97.86	1,957,144.34	6,166.67	1,963,311.01	0.8	4.50	0.57
5,000,000	FHLB 0%24 DUE 12/04/24 0.000% Due 12-04-24	98.83	4,941,255.03	99.94	4,996,934.05	0.00	4,996,934.05	1.9	5.52	0.01
5,000,000	FHLB 0%24 DUE 12/06/24 0.000% Due 12-06-24	99.16	4,957,959.99	99.91	4,995,707.65	0.00	4,995,707.65	1.9	5.16	0.02
3,116,000	FHLB 0%25 DUE 01/03/25 0.000% Due 01-03-25	96.26	2,999,341.19	99.57	3,102,670.44	0.00	3,102,670.44	1.2	4.69	0.09
2,104,000	FHLB 0%25 DUE 04/21/25 0.000% Due 04-21-25	95.05	1,999,933.11	98.30	2,068,187.88	0.00	2,068,187.88	0.8	4.42	0.39
2,000,000	FHLB 0%25 DUE 05/06/25 0.000% Due 05-06-25	95.07	1,901,480.56	98.13	1,962,606.66	0.00	1,962,606.66	0.8	4.37	0.43

Columbia Capital Management, LLC
FIXED INCOME PORTFOLIO
City of Lawrence, Kansas
November 30, 2024

Quantity	Security	Unit Cost	Total Cost	Price	Market Value	Accrued Interest	Market Value +Accr.Int.	Pct. Assets	Yield To Mat.	Duration
2,500,000	FHLB 0.6%24 DUE 12/30/24	100.00	2,500,025.00	99.69	2,492,174.35	6,250.00	2,498,424.35	1.0	4.36	0.08
2,000,000	0.600% Due 12-30-24 FHLB 0.6%25 DUE 03/28/25	100.00	2,000,025.00	98.70	1,974,061.88	2,066.67	1,976,128.55	0.8	4.61	0.32
2,830,000	0.600% Due 03-28-25 FHLB 0.875%25 DUE 01/28/25	100.00	2,830,025.00	99.41	2,813,171.15	8,391.74	2,821,562.89	1.1	4.58	0.16
8,595,000	0.875% Due 01-28-25 FHLB 1%24 DUE 12/20/24	96.47	8,291,535.55	99.82	8,579,479.92	38,200.00	8,617,679.92	3.3	4.24	0.06
2,500,000	1.000% Due 12-20-24 FHLB 4.625%24 DUE 12/13/24	100.21	2,505,200.00	100.00	2,499,972.15	53,637.15	2,553,609.30	1.0	4.56	0.04
1,500,000	4.625% Due 12-13-24 FHLB 4.65%25 DUE 01/06/25	100.31	1,504,675.00	99.99	1,499,897.43	27,900.00	1,527,797.43	0.6	4.63	0.10
5,000,000	4.650% Due 01-06-25 FHLB 4.65%25 DUE 02/14/25	99.87	4,993,375.00	99.97	4,998,614.60	68,458.33	5,067,072.93	1.9	4.72	0.20
4,045,000	4.650% Due 02-14-25 FHLB 4.75%25 DUE 02/06/25	99.73	4,034,103.50	100.01	4,045,511.37	60,843.54	4,106,354.91	1.6	4.61	0.18
1,990,000	4.750% Due 02-06-25 FHLB 5%25 DUE 02/26/25	99.91	1,988,174.30	100.06	1,991,226.30	25,980.56	2,017,206.85	0.8	4.68	0.24
950,000	5.000% Due 02-26-25 FHLB 5%26 DUE 04/17/26	100.00	950,025.00	99.94	949,422.12	5,673.61	955,095.74	0.4	5.04	1.31
1,985,000	5.000% Due 04-17-26 FHLB 5.05%25 DUE 02/18/25	99.94	1,983,834.00	100.06	1,986,239.77	28,402.04	2,014,641.81	0.8	4.69	0.21
	5.050% Due 02-18-25									

Columbia Capital Management, LLC
FIXED INCOME PORTFOLIO
City of Lawrence, Kansas
November 30, 2024

Quantity	Security	Unit Cost	Total Cost	Price	Market Value	Accrued Interest	Market Value +Accr.Int.	Pct. Assets	Yield To Mat.	Duration
100,000	FHLB 5.1%25 DUE 03/24/25	99.98	99,985.00	99.92	99,917.07	935.00	100,852.07	0.0	5.32	0.31
2,965,000	5.100% Due 03-24-25 FHLB 5.125%25 DUE 06/13/25	100.87	2,990,701.90	100.35	2,975,317.46	70,490.82	3,045,808.27	1.2	4.46	0.51
4,910,000	5.125% Due 06-13-25 FHLB 5.2%25 DUE 04/25/25	100.39	4,929,174.00	100.24	4,921,733.97	24,822.78	4,946,556.74	1.9	4.57	0.40
3,086,000	5.200% Due 04-25-25 FHLMC 1.5%25 DUE 02/12/25	96.98	2,992,889.52	99.40	3,067,621.67	13,887.00	3,081,508.67	1.2	4.48	0.20
5,000,000	1.500% Due 02-12-25 Federal Home Loan Bank Discount Note 0.000% Due 04-29-25	98.06	4,902,935.00	98.20	4,910,134.05	0.00	4,910,134.05	1.9	4.39	0.41
			101,694,149.69		102,425,517.24	480,794.82	102,906,312.06	39.8	4.59	0.25
Cash and Equivalents										
	Cash		11,246,823.61		11,246,823.61		11,246,823.61	4.4		0.00
			11,246,823.61		11,246,823.61	0.00	11,246,823.61	4.4	0.00	0.00
Certificate of Deposit										
2,000,000	Capitol Federal 5/22/25 4.250% Due 05-22-25	100.00	2,000,000.00	100.00	2,000,000.00	14,904.11	2,014,904.11	0.8	4.27	0.45
2,500,000	Capitol Federal 6/5/25 4.250% Due 06-05-25	100.00	2,500,000.00	100.00	2,500,000.00	17,465.75	2,517,465.75	1.0	4.26	0.49
2,000,000	Capitol Federal 7/17/25 4.200% Due 07-17-25	100.00	2,000,000.00	100.00	2,000,000.00	13,117.81	2,013,117.81	0.8	4.20	0.60
2,000,000	Capitol Federal 7/2/25 4.200% Due 07-02-25	100.00	2,000,000.00	100.00	2,000,000.00	13,117.81	2,013,117.81	0.8	4.21	0.56
3,000,000	Capitol Federal 8/15/25 4.650% Due 08-15-25	100.00	3,000,000.00	100.00	3,000,000.00	40,894.52	3,040,894.52	1.2	4.62	0.68
4,000,000	Commerce 3/12/25 5.150% Due 03-12-25	100.00	4,000,000.00	100.00	4,000,000.00	126,986.30	4,126,986.30	1.6	5.08	0.27

Columbia Capital Management, LLC
FIXED INCOME PORTFOLIO
City of Lawrence, Kansas
November 30, 2024

Quantity	Security	Unit Cost	Total Cost	Price	Market Value	Accrued Interest	Market Value +Accr.Int.	Pct. Assets	Yield To Mat.	Duration
1,000,000	Intrust 1/15/25 5.000% Due 01-15-25	100.00	1,000,000.00	100.00	1,000,000.00	16,986.30	1,016,986.30	0.4	5.02	0.12
2,750,000	Intrust 1/29/25 4.810% Due 01-29-25	100.00	2,750,000.00	100.00	2,750,000.00	121,794.19	2,871,794.19	1.1	4.70	0.16
4,725,000	Intrust 12/08/24 4.840% Due 12-08-24	100.00	4,725,000.00	100.00	4,725,000.00	325,804.93	5,050,804.93	1.8	4.63	0.02
2,500,000	Intrust 12/19/24 4.810% Due 12-19-24	100.00	2,500,000.00	100.00	2,500,000.00	110,721.99	2,610,721.99	1.0	4.71	0.05
2,500,000	Intrust 12/5/24 4.810% Due 12-05-24	100.00	2,500,000.00	100.00	2,500,000.00	110,721.99	2,610,721.99	1.0	4.71	0.01
6,000,000	Intrust 4/28/25 4.200% Due 04-28-25	100.00	6,000,000.00	100.00	6,000,000.00	401,128.77	6,401,128.77	2.3	3.98	0.39
12,000,000	Intrust 4/29/25 5.150% Due 04-29-25	100.00	12,000,000.00	100.00	12,000,000.00	297,994.52	12,297,994.52	4.7	5.10	0.39
31,301,000	Intrust 4/29/25 5.140% Due 04-29-25	100.00	31,301,000.00	100.00	31,301,000.00	947,691.37	32,248,691.37	12.2	5.06	0.39
			43,301,000.00		43,301,000.00	245,685.89	44,546,685.89	16.8	5.07	0.39
2,000,000	Intrust 4/9/25 5.140% Due 04-09-25	100.00	2,000,000.00	100.00	2,000,000.00	61,680.00	2,061,680.00	0.8	5.07	0.34
2,000,000	Intrust 5/7/25 5.160% Due 05-07-25	100.00	2,000,000.00	100.00	2,000,000.00	58,527.12	2,058,527.12	0.8	5.08	0.41
2,503,500	Intrust 6/24/25 4.360% Due 06-24-25	100.00	2,503,500.00	100.00	2,503,500.00	7,476.21	2,510,976.21	1.0	4.39	0.54
2,045,000	Intrust 7/20/25 4.250% Due 07-20-25	100.00	2,045,000.00	100.00	2,045,000.00	9,048.42	2,054,048.42	0.8	4.26	0.61
			86,824,500.00		86,824,500.00	2,696,062.13	89,520,562.13	33.7	4.80	0.37
Mutual Funds										
7,126,841	Schwab US Treasury Money Ultra	1.00	7,126,841.25	1.00	7,126,841.25		7,126,841.25	2.8		0.00
			7,126,841.25		7,126,841.25	0.00	7,126,841.25	2.8	0.00	0.00

Columbia Capital Management, LLC
FIXED INCOME PORTFOLIO
City of Lawrence, Kansas
November 30, 2024

Quantity	Security	Unit Cost	Total Cost	Price	Market Value	Accrued Interest	Market Value +Accr.Int.	Pct. Assets	Yield To Mat.	Duration
Treasury Bills										
1,948,000	UNITED STATES TREAS BILLS 0.000% Due 03-11-25	98.66	1,921,869.74	98.79	1,924,505.54	0.00	1,924,505.54	0.7	4.35	0.28
			1,921,869.74		1,924,505.54	0.00	1,924,505.54	0.7	4.35	0.28
Treasury Notes										
5,000,000	US TREASU NT 2.875%06/25 UST NOTE DUE 06/15/25 2.875% Due 06-15-25	98.91	4,945,525.00	99.21	4,960,703.10	65,983.61	5,026,686.71	1.9	4.36	0.52
8,187,000	US TREASU NT 3.125%08/25 UST NOTE DUE 08/15/25 3.125% Due 08-15-25	97.76	8,003,636.20	99.10	8,113,284.99	74,389.35	8,187,674.34	3.1	4.42	0.69
14,010,000	US TREASUR NT 1.75%03/25 UST NOTE DUE 03/15/25 1.750% Due 03-15-25	96.60	13,532,984.50	99.23	13,902,516.96	51,473.20	13,953,990.17	5.4	4.41	0.29
11,662,000	US TREASUR NT 2.75%05/25 UST NOTE DUE 05/15/25 2.750% Due 05-15-25	98.15	11,446,528.34	99.25	11,574,762.76	13,288.88	11,588,051.64	4.5	4.41	0.45
5,000,000	US TREASUR NT 3%07/25 UST NOTE DUE 07/15/25 3.000% Due 07-15-25	98.97	4,948,625.00	99.18	4,958,837.90	56,250.00	5,015,087.90	1.9	4.34	0.60
2,000,000	US TREASUR NT 4.25%05/25 UST NOTE DUE 05/31/25 4.250% Due 05-31-25	99.12	1,982,367.01	99.90	1,998,007.82	0.00	1,998,007.82	0.8	4.45	0.49

Columbia Capital Management, LLC
FIXED INCOME PORTFOLIO
City of Lawrence, Kansas
November 30, 2024

Quantity	Security	Unit Cost	Total Cost	Price	Market Value	Accrued Interest	Market Value +Accr.Int.	Pct. Assets	Yield To Mat.	Duration
2,526,000	US TREASUR NT 4.25%10/25 UST NOTE DUE 10/15/25 4.250% Due 10-15-25	99.91	2,523,852.64	99.88	2,522,941.17	13,566.84	2,536,508.01	1.0	4.39	0.84
			47,383,518.69		48,031,054.69	274,951.88	48,306,006.58	18.6	4.40	0.49
			256,197,702.98		257,579,242.34	4,451,808.83	261,031,051.17	100.0	4.30	0.32

Columbia Capital Management, LLC
PERFORMANCE REPORT
GROSS OF FEES
City of Lawrence, Kansas
From 10-31-24 to 11-30-24

Portfolio Value on 10-31-24	265,931,011.13
Accrued Interest	3,365,354.29
Contributions	26,000,000.00
Withdrawals	-7,503,500.00
Transfers In	2,503,500.00
Transfers Out	-30,132,169.72
Realized Gains	-2,050.15
Unrealized Gains	254,189.08
Interest	500,710.44
Dividends	27,551.56
Change in Accrued Interest	86,454.54
Portfolio Value on 11-30-24	257,579,242.34
Accrued Interest	3,451,808.83
Average Capital	276,410,327.05
Total Gain before Fees	866,855.48
IRR for 0.08 Years	0.31%

Columbia Capital Management, LLC
PERFORMANCE REPORT
GROSS OF FEES
City of Lawrence, Kansas
 From 04-01-17 to 11-30-24

Portfolio Value on 04-01-17	63,053,321.50
Accrued Interest	370,811.69
Contributions	1,118,537,078.67
Withdrawals	-996,013,667.50
Transfers In	1,127,713,906.68
Transfers Out	-1,090,910,089.41
Realized Gains	5,047,906.59
Unrealized Gains	1,381,539.36
Interest	28,711,544.68
Dividends	57,701.77
Change in Accrued Interest	3,080,997.15
Portfolio Value on 11-30-24	257,579,242.34
Accrued Interest	3,451,808.83
Average Capital	227,685,192.60
Total Gain before Fees	38,279,689.55
IRR for 7.66 Years	16.81%

Columbia Capital Management, LLC
FIXED INCOME DISTRIBUTION
City of Lawrence, Kansas
November 30, 2024

Summary Information

	Totals		Weighted Averages
Par Value	240,211,500	Average YTM	4.63
Market Value	239,205,577.48	Average Maturity (yrs)	0.35
Total Cost	237,824,038.12	Average Coupon (%)	3.04
Net Gain/Loss	1,381,539.36	Average Duration	0.34
Annual Income	7,276,024.00	Average Moody Rating	Aaa
Number of Issues	52	Average S&P Rating	AA+

Distribution by Moody Rating

Rating	Number	Mkt Value	% Bond Holdings	Average Y T M	Average Coupon	Average Duration
Aaa	7	16,211,738.76	6.8	4.5	2.490%	0.3
Not Rated	45	222,993,838.72	93.2	4.6	3.077%	0.3

Distribution by S&P Rating

Rating	Number	Mkt Value	% Bond Holdings	Average Y T M	Average Coupon	Average Duration
AA+	7	16,211,738.76	6.8	4.5	2.490%	0.3
Not Rated	45	222,993,838.72	93.2	4.6	3.077%	0.3

Columbia Capital Management, LLC
LARGEST HOLDINGS
City of Lawrence, Kansas
November 30, 2024

Securities	Market Value	Pct.
Intrust 4/29/25 5.140% Due 04-29-25	31,301,000.00	12.15
FEDERAL NTNL MO 0.625%25 DUE 04/22/25 0.625% Due 04-22-25	21,466,515.63	8.33
US TREASUR NT 1.75%03/25 UST NOTE DUE 03/15/25 1.750% Due 03-15-25	13,902,516.96	5.40
Intrust 4/29/25 5.150% Due 04-29-25	12,000,000.00	4.66
US TREASUR NT 2.75%05/25 UST NOTE DUE 05/15/25 2.750% Due 05-15-25	11,574,762.76	4.49
Cash	11,246,823.61	4.37
FHLB 1%24 DUE 12/20/24 1.000% Due 12-20-24	8,579,479.92	3.33
US TREASU NT 3.125%08/25 UST NOTE DUE 08/15/25 3.125% Due 08-15-25	8,113,284.99	3.15
FEDERAL NATL MTG ASSN 0.000% Due 12-13-24	7,986,264.48	3.10
SCHWAB US TREASURY MONEY ULTRA	7,126,841.25	2.77
Total	133,297,489.60	51.75

Columbia Capital Management, LLC
PROJECTED FIXED INCOME CASH FLOWS
City of Lawrence, Kansas
Beginning November 30, 2024

Security	Nov	Dec	Jan	Feb	Mar	Apr	May	Jun	Jul	Aug	Sep	Oct	Total
Agency Securities													
FHLB 0%24 DUE 12/04/24 0.000% Due 12-04-24		5,000,000.00											5,000,000.00
FHLB 0%24 DUE 12/06/24 0.000% Due 12-06-24		5,000,000.00											5,000,000.00
FHLB 4.625%24 DUE 12/13/24 4.625% Due 12-13-24				57,812.50									57,812.50
FEDERAL NATL MTG ASSN 0.000% Due 12-13-24		8,000,000.00											8,000,000.00
FHLB 1%24 DUE 12/20/24 1.000% Due 12-20-24				42,975.00									42,975.00
FHLB 0.6%24 DUE 12/30/24 0.600% Due 12-30-24				7,500.00									7,500.00
FHLB 0%25 DUE 01/03/25 0.000% Due 01-03-25				3,116,000.00									3,116,000.00
FHLB 4.65%25 DUE 01/06/25 4.650% Due 01-06-25				34,875.00									34,875.00
FEDERAL NTNL MO 1.625%25 DUE 01/07/25 1.625% Due 01-07-25				16,583.12									16,583.12
FHLB 0.875%25 DUE 01/28/25 0.875% Due 01-28-25				12,381.25									12,381.25

Columbia Capital Management, LLC
PROJECTED FIXED INCOME CASH FLOWS
City of Lawrence, Kansas
Beginning November 30, 2024

Security	Nov	Dec	Jan	Feb	Mar	Apr	May	Jun	Jul	Aug	Sep	Oct	Total
FHLB 4.75%25 DUE 02/06/25				96,068.75									96,068.75
4.750% Due 02-06-25 FHLMC 1.5%25 DUE 02/12/25				23,145.00									23,145.00
1.500% Due 02-12-25 FHLB 4.65%25 DUE 02/14/25				116,250.00									116,250.00
4.650% Due 02-14-25 FHLB 5.05%25 DUE 02/18/25				50,121.25									50,121.25
5.050% Due 02-18-25 FHLB 5%25 DUE 02/26/25				49,750.00									49,750.00
5.000% Due 02-26-25 FHLB 5.1%25 DUE 03/24/25					2,550.00								2,550.00
5.100% Due 03-24-25 FHLB 0.6%25 DUE 03/28/25					6,000.00								6,000.00
0.600% Due 03-28-25 FHLB 0%25 DUE 04/21/25					2,104,000.00								2,104,000.00
0.000% Due 04-21-25 FEDERAL NTNL MO 0.625%25 DUE 04/22/25						68,084.37							68,084.37
0.625% Due 04-22-25 FHLB 5.2%25 DUE 04/25/25						127,660.00							127,660.00
5.200% Due 04-25-25 FHLB 5.125%25 DUE 06/13/25		75,978.12							75,978.12				151,956.25
5.125% Due 06-13-25													

Columbia Capital Management, LLC
PROJECTED FIXED INCOME CASH FLOWS
City of Lawrence, Kansas
Beginning November 30, 2024

Security	Nov	Dec	Jan	Feb	Mar	Apr	May	Jun	Jul	Aug	Sep	Oct	Total
FFCB 0.74%25 DUE 06/30/25		7,400.00						7,400.00					14,800.00
0.740% Due 06-30-25 FEDERAL NATL MTG ASSN						46,637.50						46,637.50	93,275.00
4.550% Due 10-17-25 FHLB 5%26 DUE 04/17/26						23,750.00						23,750.00	47,500.00
5.000% Due 04-17-26													
TOTAL	18,191,665.62	7,400.00	179,839.37	335,335.00	8,550.00	70,370,131.87		83,378.12				70,387.50	24,239,287.50

Treasury Notes

US TREASUR NT 1.75%03/25 UST NOTE DUE 03/15/25					122,587.50								122,587.50
1.750% Due 03-15-25 US TREASUR NT 2.75%05/25 UST NOTE DUE 05/15/25								160,352.50					160,352.50
2.750% Due 05-15-25 US TREASUR NT 4.25%05/25 UST NOTE DUE 05/31/25								42,500.00					42,500.00
4.250% Due 05-31-25 US TREASU NT 2.875%06/25 UST NOTE DUE 06/15/25		71,875.00								71,875.00			143,750.00
2.875% Due 06-15-25													

Columbia Capital Management, LLC
PROJECTED FIXED INCOME CASH FLOWS
City of Lawrence, Kansas
Beginning November 30, 2024

Security	Nov	Dec	Jan	Feb	Mar	Apr	May	Jun	Jul	Aug	Sep	Oct	Total
US TREASUR NT 3%07/25 UST NOTE DUE 07/15/25 3.000% Due 07-15-25			75,000.00						75,000.00				150,000.00
US TREASU NT 3.125%08/25 UST NOTE DUE 08/15/25 3.125% Due 08-15-25				127,921.87						127,921.87			255,843.75
US TREASUR NT 4.25%10/25 UST NOTE DUE 10/15/25 4.250% Due 10-15-25						53,677.50						53,677.50	107,355.00
TOTAL		71,875.00	75,000.00	127,921.87	122,587.50	53,677.50	202,852.50	71,875.00	75,000.00	127,921.87		53,677.50	982,388.75
Certificate of Deposit													
Intrust 12/5/24 4.810% Due 12-05-24		112,364.75											112,364.75
Intrust 12/08/24 4.840% Due 12-08-24		330,817.32											330,817.32
Intrust 12/19/24 4.810% Due 12-19-24		116,964.48											116,964.48
Intrust 1/15/25 5.000% Due 01-15-25			23,287.67										23,287.67
Intrust 1/29/25 4.810% Due 01-29-25			143,509.32										143,509.32
Commerce 3/12/25 5.150% Due 03-12-25					184,553.42								184,553.42
Intrust 4/9/25 5.140% Due 04-09-25							98,293.70						98,293.70
Intrust 4/28/25 4.200% Due 04-28-25								504,000.00					504,000.00

Columbia Capital Management, LLC
PROJECTED FIXED INCOME CASH FLOWS
City of Lawrence, Kansas
Beginning November 30, 2024

Security	Nov	Dec	Jan	Feb	Mar	Apr	May	Jun	Jul	Aug	Sep	Oct	Total
Intrust 4/29/25 5.150% Due 04-29-25					551,967.12								551,967.12
Intrust 4/29/25 5.140% Due 04-29-25					1,608,871.40								1,608,871.40
Intrust 5/7/25 5.160% Due 05-07-25						103,200.00							103,200.00
Capitol Federal 5/22/25 4.250% Due 05-22-25						55,191.78							55,191.78
Capitol Federal 6/5/25 4.250% Due 06-05-25								71,900.68					71,900.68
Intrust 6/24/25 4.360% Due 06-24-25								69,080.14					69,080.14
Capitol Federal 7/2/25 4.200% Due 07-02-25									62,367.12				62,367.12
Capitol Federal 7/17/25 4.200% Due 07-17-25									65,819.18				65,819.18
Intrust 7/20/25 4.250% Due 07-20-25									64,291.44				64,291.44
Capitol Federal 8/15/25 4.650% Due 08-15-25										139,500.00			139,500.00
TOTAL	560,146.55	166,796.99			184,553.42	2,763,132.22	158,391.78	140,980.82	192,477.74	139,500.00			4,305,979.53
GRAND TOTAL	18,823,687.13	13,421,636.36	463,256.87	315,690.92	2,186,941.60	361,244.28	296,233.95	267,477.74	267,421.87			124,065.00	29,527,655.78

Columbia Capital Management, LLC
UNREALIZED GAINS AND LOSSES
City of Lawrence, Kansas
November 30, 2024

Date	Quantity	Security	Unit Cost	Total Cost	Price	Market Value	Unrealized Gain/Loss	% G/L
Agency Securities								
09-06-2024	5,000,000	FHLB 0%24 DUE 12/04/24	98.83	4,941,255.03	99.94	4,996,934.05	55,679.02	1.1
09-30-2024	5,000,000	0.000% Due 12-04-24 FHLB 0%24 DUE 12/06/24	99.16	4,957,959.99	99.91	4,995,707.65	37,747.66	0.8
05-17-2023	2,500,000	0.000% Due 12-06-24 FHLB 4.625%24 DUE 12/13/24	100.21	2,505,200.00	100.00	2,499,972.15	-5,227.85	-0.2
10-07-2024	8,000,000	4.625% Due 12-13-24 FEDERAL NATL MTG ASSN	99.15	7,932,118.33	99.83	7,986,264.48	54,146.15	0.7
01-05-2024	8,595,000	0.000% Due 12-13-24 FHLB 1%24 DUE 12/20/24	96.47	8,291,535.55	99.82	8,579,479.92	287,944.37	3.5
06-17-2021	2,500,000	1.000% Due 12-20-24 FHLB 0.6%24 DUE 12/30/24	100.00	2,500,025.00	99.69	2,492,174.35	-7,850.65	-0.3
04-03-2024	3,116,000	0.600% Due 12-30-24 FHLB 0%25 DUE 01/03/25	96.26	2,999,341.19	99.57	3,102,670.44	103,329.25	3.4
05-17-2023	1,500,000	0.000% Due 01-03-25 FHLB 4.65%25 DUE 01/06/25	100.31	1,504,675.00	99.99	1,499,897.43	-4,777.57	-0.3
04-23-2024	2,041,000	4.650% Due 01-06-25 FEDERAL NTNL MO 1.625%25 DUE 01/07/25	97.50	1,990,020.41	99.70	2,034,942.07	44,921.66	2.3
10-19-2021	2,830,000	1.625% Due 01-07-25 FHLB 0.875%25 DUE 01/28/25	100.00	2,830,025.00	99.41	2,813,171.15	-16,853.85	-0.6
03-06-2024	4,045,000	0.875% Due 01-28-25 FHLB 4.75%25 DUE 02/06/25 4.750% Due 02-06-25	99.73	4,034,103.50	100.01	4,045,511.37	11,407.87	0.3

Columbia Capital Management, LLC
UNREALIZED GAINS AND LOSSES
City of Lawrence, Kansas
November 30, 2024

Date	Quantity	Security	Unit Cost	Total Cost	Price	Market Value	Unrealized Gain/Loss	% G/L
04-03-2024	3,086,000	FHLMC 1.5%25 DUE 02/12/25	96.98	2,992,889.52	99.40	3,067,621.67	74,732.15	2.5
08-27-2024	5,000,000	1.500% Due 02-12-25 FHLB 4.65%25 DUE 02/14/25	99.87	4,993,375.00	99.97	4,998,614.60	5,239.60	0.1
04-03-2024	1,985,000	4.650% Due 02-14-25 FHLB 5.05%25 DUE 02/18/25	99.94	1,983,834.00	100.06	1,986,239.77	2,405.77	0.1
04-03-2024	1,990,000	5.050% Due 02-18-25 FHLB 5%25 DUE 02/26/25	99.91	1,988,174.30	100.06	1,991,226.30	3,052.00	0.2
04-19-2024	100,000	5.000% Due 02-26-25 FHLB 5.1%25 DUE 03/24/25	99.98	99,985.00	99.92	99,917.07	-67.92	-0.1
06-10-2021	2,000,000	5.100% Due 03-24-25 FHLB 0.6%25 DUE 03/28/25	100.00	2,000,025.00	98.70	1,974,061.88	-25,963.12	-1.3
04-23-2024	2,104,000	0.600% Due 03-28-25 FHLB 0%25 DUE 04/21/25	95.05	1,999,933.11	98.30	2,068,187.88	68,254.77	3.4
11-13-2024	21,787,000	0.000% Due 04-21-25 FEDERAL NTNL MO 0.625%25 DUE 04/22/25	98.34	21,425,513.30	98.53	21,466,515.63	41,002.33	0.2
08-06-2024	4,910,000	0.625% Due 04-22-25 FHLB 5.2%25 DUE 04/25/25	100.39	4,929,174.00	100.24	4,921,733.97	-7,440.03	-0.2
11-15-2024	5,000,000	5.200% Due 04-25-25 Federal Home Loan Bank Discount Note	98.06	4,902,935.00	98.20	4,910,134.05	7,199.05	0.1
05-08-2024	2,000,000	0.000% Due 04-29-25 FHLB 0%25 DUE 05/06/25	95.07	1,901,480.56	98.13	1,962,606.66	61,126.10	3.2
		0.000% Due 05-06-25						

Columbia Capital Management, LLC
UNREALIZED GAINS AND LOSSES
City of Lawrence, Kansas
November 30, 2024

Date	Quantity	Security	Unit Cost	Total Cost	Price	Market Value	Unrealized Gain/Loss	% G/L
12-28-2023	2,965,000	FHLB 5.125%25 DUE 06/13/25	100.87	2,990,701.90	100.35	2,975,317.46	-15,384.44	-0.5
06-25-2021	2,000,000	5.125% Due 06-13-25 FFCB 0.74%25 DUE 06/30/25	100.00	2,000,025.00	97.86	1,957,144.34	-42,880.66	-2.1
10-18-2024	2,050,000	0.740% Due 06-30-25 FEDERAL NATL MTG ASSN	99.99	2,049,820.00	100.00	2,050,048.79	228.79	0.0
07-18-2024	950,000	4.550% Due 10-17-25 FHLB 5%26 DUE 04/17/26	100.00	950,025.00	99.94	949,422.12	-602.88	-0.1
		5.000% Due 04-17-26		101,694,149.69		102,425,517.24	731,367.55	0.7
Treasury Notes								
12-28-2023	14,010,000	US TREASUR NT 1.75%03/25 UST NOTE DUE 03/15/25	96.60	13,532,984.50	99.23	13,902,516.96	369,532.46	2.7
12-28-2023	11,662,000	1.750% Due 03-15-25 US TREASUR NT 2.75%05/25 UST NOTE DUE 05/15/25	98.15	11,446,528.34	99.25	11,574,762.76	128,234.42	1.1
05-08-2024	2,000,000	2.750% Due 05-15-25 US TREASUR NT 4.25%05/25 UST NOTE DUE 05/31/25	99.12	1,982,367.01	99.90	1,998,007.82	15,640.81	0.8
09-09-2024	5,000,000	4.250% Due 05-31-25 US TREASU NT 2.875%06/25 UST NOTE DUE 06/15/25	98.91	4,945,525.00	99.21	4,960,703.10	15,178.10	0.3
		2.875% Due 06-15-25						

Columbia Capital Management, LLC
UNREALIZED GAINS AND LOSSES
City of Lawrence, Kansas
November 30, 2024

Date	Quantity	Security	Unit Cost	Total Cost	Price	Market Value	Unrealized Gain/Loss	% G/L
09-09-2024	5,000,000	US TREASUR NT 3%07/25 UST NOTE DUE 07/15/25	98.97	4,948,625.00	99.18	4,958,837.90	10,212.90	0.2
06-07-2024	8,187,000	3.000% Due 07-15-25 US TREASU NT 3.125%08/25 UST NOTE DUE 08/15/25	97.76	8,003,636.20	99.10	8,113,284.99	109,648.79	1.4
11-06-2024	2,526,000	3.125% Due 08-15-25 US TREASUR NT 4.25%10/25 UST NOTE DUE 10/15/25	99.91	2,523,852.64	99.88	2,522,941.17	-911.47	0.0
		4.250% Due 10-15-25		47,383,518.69		48,031,054.69	647,536.00	1.4
Treasury Bills								
11-21-2024	1,948,000	UNITED STATES TREAS BILLS 0.000% Due 03-11-25	98.66	1,921,869.74	98.79	1,924,505.54	2,635.80	0.1
				1,921,869.74		1,924,505.54	2,635.80	0.1
Certificate of Deposit								
12-29-2023	2,500,000	Intrust 12/5/24 4.810% Due 12-05-24	100.00	2,500,000.00	100.00	2,500,000.00	0.00	0.0
06-08-2023	4,725,000	Intrust 12/08/24 4.840% Due 12-08-24	100.00	4,725,000.00	100.00	4,725,000.00	0.00	0.0
12-29-2023	2,500,000	Intrust 12/19/24 4.810% Due 12-19-24	100.00	2,500,000.00	100.00	2,500,000.00	0.00	0.0
07-29-2024	1,000,000	Intrust 1/15/25 5.000% Due 01-15-25	100.00	1,000,000.00	100.00	1,000,000.00	0.00	0.0
12-29-2023	2,750,000	Intrust 1/29/25 4.810% Due 01-29-25	100.00	2,750,000.00	100.00	2,750,000.00	0.00	0.0
04-19-2024	4,000,000	Commerce 3/12/25 5.150% Due 03-12-25	100.00	4,000,000.00	100.00	4,000,000.00	0.00	0.0

Columbia Capital Management, LLC
UNREALIZED GAINS AND LOSSES
City of Lawrence, Kansas
November 30, 2024

Date	Quantity	Security	Unit Cost	Total Cost	Price	Market Value	Unrealized Gain/Loss	% G/L
04-25-2024	2,000,000	Intrust 4/9/25 5.140% Due 04-09-25	100.00	2,000,000.00	100.00	2,000,000.00	0.00	0.0
04-28-2023	6,000,000	Intrust 4/28/25 4.200% Due 04-28-25	100.00	6,000,000.00	100.00	6,000,000.00	0.00	0.0
06-07-2024	12,000,000	Intrust 4/29/25 5.150% Due 04-29-25	100.00	12,000,000.00	100.00	12,000,000.00	0.00	0.0
04-29-2024	31,301,000	Intrust 4/29/25 5.140% Due 04-29-25	100.00	31,301,000.00	100.00	31,301,000.00	0.00	0.0
05-07-2024	2,000,000	Intrust 5/7/25 5.160% Due 05-07-25	100.00	2,000,000.00	100.00	2,000,000.00	0.00	0.0
09-27-2024	2,000,000	Capitol Federal 5/22/25 4.250% Due 05-22-25	100.00	2,000,000.00	100.00	2,000,000.00	0.00	0.0
10-01-2024	2,500,000	Capitol Federal 6/5/25 4.250% Due 06-05-25	100.00	2,500,000.00	100.00	2,500,000.00	0.00	0.0
11-05-2024	2,503,500	Intrust 6/24/25 4.360% Due 06-24-25	100.00	2,503,500.00	100.00	2,503,500.00	0.00	0.0
10-04-2024	2,000,000	Capitol Federal 7/2/25 4.200% Due 07-02-25	100.00	2,000,000.00	100.00	2,000,000.00	0.00	0.0
10-04-2024	2,000,000	Capitol Federal 7/17/25 4.200% Due 07-17-25	100.00	2,000,000.00	100.00	2,000,000.00	0.00	0.0
10-23-2024	2,045,000	Intrust 7/20/25 4.250% Due 07-20-25	100.00	2,045,000.00	100.00	2,045,000.00	0.00	0.0
08-15-2024	3,000,000	Capitol Federal 8/15/25 4.650% Due 08-15-25	100.00	3,000,000.00	100.00	3,000,000.00	0.00	0.0
				86,824,500.00		86,824,500.00	0.00	0.0
Cash and Equivalents								
		Cash		11,246,823.61		11,246,823.61		
				11,246,823.61		11,246,823.61		

Columbia Capital Management, LLC
UNREALIZED GAINS AND LOSSES
City of Lawrence, Kansas
November 30, 2024

Date	Quantity	Security	Unit Cost	Total Cost	Price	Market Value	Unrealized Gain/Loss	% G/L
Mutual Funds								
10-02-2024	7,126,841	Schwab US Treasury Money Ultra	1.00	7,126,841.25	1.00	7,126,841.25	0.00	0.0
				7,126,841.25		7,126,841.25	0.00	0.0
TOTAL PORTFOLIO				256,197,702.98		257,579,242.34	1,381,539.36	0.5

Columbia Capital Management, LLC
REALIZED GAINS AND LOSSES
City of Lawrence, Kansas
From 11-01-24 Through 11-30-24

Open Date	Close Date	Quantity	Security	Cost Basis	Proceeds	Gain Or Loss	
						Short Term	Long Term
10-23-2024	11-04-2024	5,007,000	FEDERAL HOME LOAN BANKS 0.000% Due 11-04-24	4,999,179.04	5,007,000.00	7,820.96	
12-12-2023	11-07-2024	2,500,000	Capitol Federal 11/7/24 5.000% Due 11-07-24	2,500,000.00	2,500,000.00	0.00	
08-27-2024	11-08-2024	5,000,000	FHLB 0%24 DUE 11/08/24 0.000% Due 11-08-24	4,949,625.00	5,000,000.00	50,375.00	
12-29-2023	11-15-2024	5,000,000	Intrust 11/15/24 4.810% Due 11-15-24	5,000,000.00	5,000,000.00	0.00	
09-26-2024	11-20-2024	2,114,000	FEDERAL HOME LOAN BANKS 0.000% Due 11-20-24	2,099,175.58	2,099,175.58	0.00	
TOTAL GAINS						58,195.96	0.00
TOTAL LOSSES						0.00	0.00
TOTAL REALIZED GAIN/LOSS		58,195.96		19,547,979.62	19,606,175.58	58,195.96	0.00

Columbia Capital Management, LLC
PERFORMANCE REPORT
City of Lawrence
Consolidated
November 30, 2024

<u>Period</u>	<u>Portfolio</u>	<u>90 Day US Treasury Index</u>
Month-to-Date	0.31%	0.39%
Year-to-Date	4.27%	4.91%
Inception-to-Date	16.79%	18.09%

Columbia Capital Management, LLC
PERFORMANCE REPORT - COMPARISON
City of Lawrence
Consolidated
November 30, 2024

<u>Period</u>	<u>Portfolio 2023</u>	<u>Portfolio 2024</u>
Month-to-Date	0.50%	0.31%
Year-to-Date	4.12%	4.27%
Inception-to-Date	11.10%	16.79%

Columbia Capital Management, LLC
MODEL PORTFOLIO TRACKING

City of Lawrence

November 30, 2024

Primary Liquidity

Item	Holding	Value
1	US Bank	7,624,366
2	MIP	3,255,615
3		
Total		10,879,981

Portfolio Target

25,000,000
(Below Target) (14,120,019)

Capital & Bond

Item	Holding	Value
1	Schwab	39,727,840
2		
3		
Total		39,727,840

Portfolio Target

45,000,000
(Below Target) (5,272,160)

Secondary Liquidity

Item	Holding	Value
1	Schwab	13,280,211
2		
3		
4		
Total		13,280,211

Portfolio Target

10,000,000
Above Target 3,280,211

Income

Item	Holding	Value
1	Schwab/CDs	195,218,122
2		
3		
Total		195,218,122

Portfolio Target

n/a

Farmland

Item	Holding	Value
1	Treasury Securities	1,924,506
2	Cash	393
3		
Total		1,924,898

Portfolio Target

n/a

ARPA Funds

Item	Holding	Value
1	Schwab	0
2		
3		
Total		0

Portfolio Target

n/a

Columbia Capital Management, LLC
COLLATERAL PRICING
City of Lawrence
November 30, 2024

U.S. Bank

Item	Collateral	Maturity	Type	CUSIP	Bloomberg Type	Face Value	Market Price	Factor (Mtge Only)	Full Market Value	Type Modifier	Adjusted Market Value
1	FDIC Insurance	n/a	Insurance	n/a		250,000	100.000		250,000	100.0%	250,000
2	Letter of Credit	12/31/24	LoC	n/a	0	20,000,000	100.000		20,000,000	100.0%	20,000,000
Total											20,250,000

Current Bank Balance: 7,624,366
Collateral Sufficient? Yes

Capitol Federal Savings

Item	Collateral	Maturity	Type	CUSIP	Bloomberg Type	Face Value	Market Price	Factor (Mtge Only)	Full Market Value	Type Modifier	Adjusted Market Value
1	FDIC Insurance	n/a	Insurance	n/a		250,000	100.000		250,000	100.0%	250,000
2	FNR 2023-21 MP	Mtge 1/25/2053	Treasury	3136BP2M2	govt	8,000,000	98.489	0.893	7,032,515	100.0%	7,032,515
3	GNR 2023-48 PV	Mtge 3/20/2034	Treasury	38383WTB2	govt	5,000,000	98.130	0.881	4,321,799	100.0%	4,321,799
4	GNR 2023-149 VK	Mtge 10/20/2033	Treasury	38384DGT8	govt	1,250,000	100.838	0.916	1,154,626	100.0%	1,154,626
Total											12,758,941

Current Bank Balance: 11,500,000
Collateral Sufficient? Yes

Commerce

Item	Collateral	Maturity	Type	CUSIP	Bloomberg Type	Face Value	Market Price	Factor (Mtge Only)	Full Market Value	Type Modifier	Adjusted Market Value
1	FDIC Insurance	n/a	Insurance	n/a		250,000	100.000		250,000	100.0%	250,000
2	FN MA4025	Mtge 5/1/2050	Agency	31418DPK2	govt	22,475,000	82.232	0.224	4,131,146	100.0%	4,131,146
Total											4,381,146

Current Bank Balance: 4,000,000
Collateral Sufficient? Yes

Intrust

Item	Collateral	Maturity	Type	CUSIP	Bloomberg Type	Face Value	Market Price	Factor (Mtge Only)	Full Market Value	Type Modifier	Adjusted Market Value
1	FDIC Insurance	n/a	Insurance	n/a		250,000	100.000		250,000	100.0%	250,000
2	FN BR0918	Mtge 4/1/2041	Agency	3140KYAU8	govt	30,000,000	85.169	0.746	19,061,868	100.0%	19,061,868
3	FN CB0349	Mtge 4/1/2036	Agency	3140QKL71	govt	19,477,962	94.129	0.611	11,204,094	100.0%	11,204,094
4	FN CB2353	Mtge 12/1/2046	Agency	3140QMTK0	govt	40,000,000	79.853	0.867	27,689,724	100.0%	27,689,724
5	FN MA4503	Mtge 12/1/2031	Agency	31418EAD2	govt	45,000,000	91.462	0.602	24,797,561	100.0%	24,797,561


Columbia Capital Management, LLC
COLLATERAL PRICING
City of Lawrence
November 30, 2024

Total

83,003,247

Current Bank Balance: 71,324,500
Collateral Sufficient? Yes

CAPITAL & BOND



Columbia Capital Management, LLC
PORTFOLIO SUMMARY
City of Lawrence, Kansas
Capital and Bond Portfolio
November 30, 2024

Security Type	Quantity	Total Cost	Market Value	Pct. Assets	Cur. Yield	Est. Annual Income
Fixed Income						
Agency Securities	17,330,000	17,269,880.03	17,282,753.83	43.8	4.9	384,887.50
Treasury Notes	15,000,000	14,838,075.00	14,882,138.65	37.7	4.4	431,250.00
	32,330,000	32,107,955.03	32,164,892.48	81.5	4.7	816,137.50
Cash and Equiv.						
Cash and Equivalents	0	175,620.80	175,620.80	0.4	0.2	351.24
Mutual Funds	7,126,841	7,126,841.25	7,126,841.25	18.1	4.6	329,490.98
	7,126,841	7,302,462.05	7,302,462.05	18.5	4.5	329,842.22
TOTAL PORTFOLIO	39,456,841	39,410,417.08	39,467,354.53	100.0	4.6	1,145,979.72

Columbia Capital Management, LLC
FIXED INCOME PORTFOLIO
City of Lawrence, Kansas
Capital and Bond Portfolio
November 30, 2024

Quantity	Security	Unit Cost	Total Cost	Price	Market Value	Accrued Interest	Market Value +Accr.Int.	Pct. Assets	Yield To Mat.	Duration
Agency Securities										
5,000,000	FHLB 0%24 DUE 12/04/24	98.83	4,941,255.03	99.94	4,996,934.05	0.00	4,996,934.05	12.7	5.52	0.01
2,000,000	0.000% Due 12-04-24 FHLB 0.6%25 DUE 03/28/25	100.00	2,000,025.00	98.70	1,974,061.88	2,066.67	1,976,128.55	5.0	4.61	0.32
2,830,000	0.600% Due 03-28-25 FHLB 0.875%25 DUE 01/28/25	100.00	2,830,025.00	99.41	2,813,171.15	8,391.74	2,821,562.89	7.1	4.58	0.16
2,500,000	0.875% Due 01-28-25 FHLB 4.625%24 DUE 12/13/24	100.21	2,505,200.00	100.00	2,499,972.15	53,637.15	2,553,609.30	6.3	4.56	0.04
5,000,000	4.625% Due 12-13-24 FHLB 4.65%25 DUE 02/14/25	99.87	4,993,375.00	99.97	4,998,614.60	68,458.33	5,067,072.93	12.7	4.72	0.20
	4.650% Due 02-14-25									
			17,269,880.03		17,282,753.83	132,553.89	17,415,307.72	43.8	4.89	0.13
Cash and Equivalents										
	Cash		175,620.80		175,620.80		175,620.80	0.4		0.00
			175,620.80		175,620.80	0.00	175,620.80	0.4	0.00	0.00
Mutual Funds										
7,126,841	SCHWAB US TREASURY MONEY ULTRA	1.00	7,126,841.25	1.00	7,126,841.25		7,126,841.25	18.1		0.00
			7,126,841.25		7,126,841.25	0.00	7,126,841.25	18.1	0.00	0.00

Columbia Capital Management, LLC
FIXED INCOME PORTFOLIO
City of Lawrence, Kansas
Capital and Bond Portfolio
November 30, 2024

Quantity	Security	Unit Cost	Total Cost	Price	Market Value	Accrued Interest	Market Value +Accr.Int.	Pct. Assets	Yield To Mat.	Duration
Treasury Notes										
5,000,000	US TREASU NT 2.875%06/25 UST NOTE DUE 06/15/25 2.875% Due 06-15-25	98.91	4,945,525.00	99.21	4,960,703.10	65,983.61	5,026,686.71	12.6	4.36	0.52
5,000,000	US TREASUR NT 2.75%05/25 UST NOTE DUE 05/15/25 2.750% Due 05-15-25	98.88	4,943,925.00	99.25	4,962,597.65	5,697.51	4,968,295.16	12.6	4.41	0.45
5,000,000	US TREASUR NT 3%07/25 UST NOTE DUE 07/15/25 3.000% Due 07-15-25	98.97	4,948,625.00	99.18	4,958,837.90	56,250.00	5,015,087.90	12.6	4.34	0.60
			14,838,075.00		14,882,138.65	127,931.12	15,010,069.77	37.7	4.37	0.53
			39,410,417.08		39,467,354.53	260,485.01	39,727,839.54	100.0	3.79	0.26

Columbia Capital Management, LLC
PERFORMANCE REPORT
GROSS OF FEES
City of Lawrence, Kansas
Capital and Bond Portfolio
From 10-31-24 to 11-30-24

Portfolio Value on 10-31-24	44,316,050.90
Accrued Interest	262,917.00
Contributions	0.00
Withdrawals	-5,000,000.00
Realized Gains	4,994.45
Unrealized Gains	49,932.59
Interest	68,825.03
Dividends	27,551.56
Change in Accrued Interest	-2,431.99
Portfolio Value on 11-30-24	39,467,354.53
Accrued Interest	260,485.01
Average Capital	41,412,301.24
Total Gain before Fees	148,871.63
IRR for 0.08 Years	0.36%

Columbia Capital Management, LLC
PERFORMANCE REPORT
GROSS OF FEES
City of Lawrence, Kansas
Capital and Bond Portfolio
From 04-01-17 to 11-30-24

Portfolio Value on 04-01-17	0.00
Accrued Interest	0.00
Contributions	216,975,648.64
Withdrawals	-303,011,081.40
Transfers In	155,506,496.94
Transfers Out	-38,815,359.70
Realized Gains	3,416,940.81
Unrealized Gains	56,937.45
Interest	5,280,070.02
Dividends	57,701.77
Change in Accrued Interest	260,485.01
Portfolio Value on 11-30-24	39,467,354.53
Accrued Interest	260,485.01
Average Capital	52,453,883.49
Total Gain before Fees	9,072,135.06
IRR for 7.66 Years	17.30%

Columbia Capital Management, LLC
FIXED INCOME DISTRIBUTION
City of Lawrence, Kansas
Capital and Bond Portfolio
November 30, 2024

Summary Information

	Totals		Weighted Averages
Par Value	32,330,000	Average YTM	4.65
Market Value	32,164,892.48	Average Maturity (yrs)	0.32
Total Cost	32,107,955.03	Average Coupon (%)	2.53
Net Gain/Loss	56,937.45	Average Duration	0.31
Annual Income	816,137.50	Average Moody Rating	Aaa
Number of Issues	8	Average S&P Rating	AA+

Distribution by Moody Rating

Rating	Number	Mkt Value	% Bond Holdings	Average Y T M	Average Coupon	Average Duration
Aaa	3	7,287,205.18	22.7	4.6	2.087%	0.2
Not Rated	5	24,877,687.30	77.3	4.7	2.654%	0.4

Distribution by S&P Rating

Rating	Number	Mkt Value	% Bond Holdings	Average Y T M	Average Coupon	Average Duration
AA+	3	7,287,205.18	22.7	4.6	2.087%	0.2
Not Rated	5	24,877,687.30	77.3	4.7	2.654%	0.4

Columbia Capital Management, LLC
UNREALIZED GAINS AND LOSSES
City of Lawrence, Kansas
Capital and Bond Portfolio
November 30, 2024

Date	Quantity	Security	Unit Cost	Total Cost	Price	Market Value	Unrealized Gain/Loss	% G/L
Agency Securities								
09-06-2024	5,000,000	FHLB 0%24 DUE 12/04/24	98.83	4,941,255.03	99.94	4,996,934.05	55,679.02	1.1
05-17-2023	2,500,000	0.000% Due 12-04-24 FHLB 4.625%24 DUE 12/13/24	100.21	2,505,200.00	100.00	2,499,972.15	-5,227.85	-0.2
10-19-2021	2,830,000	4.625% Due 12-13-24 FHLB 0.875%25 DUE 01/28/25	100.00	2,830,025.00	99.41	2,813,171.15	-16,853.85	-0.6
08-27-2024	5,000,000	0.875% Due 01-28-25 FHLB 4.65%25 DUE 02/14/25	99.87	4,993,375.00	99.97	4,998,614.60	5,239.60	0.1
06-10-2021	2,000,000	4.650% Due 02-14-25 FHLB 0.6%25 DUE 03/28/25	100.00	2,000,025.00	98.70	1,974,061.88	-25,963.12	-1.3
		0.600% Due 03-28-25		17,269,880.03		17,282,753.83	12,873.80	0.1
Treasury Notes								
09-09-2024	5,000,000	US TREASUR NT 2.75%05/25 UST NOTE DUE 05/15/25	98.88	4,943,925.00	99.25	4,962,597.65	18,672.65	0.4
09-09-2024	5,000,000	2.750% Due 05-15-25 US TREASU NT 2.875%06/25 UST NOTE DUE 06/15/25	98.91	4,945,525.00	99.21	4,960,703.10	15,178.10	0.3
09-09-2024	5,000,000	2.875% Due 06-15-25 US TREASUR NT 3%07/25 UST NOTE DUE 07/15/25	98.97	4,948,625.00	99.18	4,958,837.90	10,212.90	0.2
		3.000% Due 07-15-25		14,838,075.00		14,882,138.65	44,063.65	0.3

Columbia Capital Management, LLC
UNREALIZED GAINS AND LOSSES
City of Lawrence, Kansas
Capital and Bond Portfolio
November 30, 2024

<u>Date</u>	<u>Quantity</u>	<u>Security</u>	<u>Unit Cost</u>	<u>Total Cost</u>	<u>Price</u>	<u>Market Value</u>	<u>Unrealized Gain/Loss</u>	<u>% G/L</u>
Cash and Equivalents								
		Cash		175,620.80		175,620.80		
				175,620.80		175,620.80		
Mutual Funds								
10-02-2024	7,126,841	SCHWAB US TREASURY MONEY ULTRA	1.00	7,126,841.25	1.00	7,126,841.25	0.00	0.0
				7,126,841.25		7,126,841.25	0.00	0.0
TOTAL PORTFOLIO				39,410,417.08		39,467,354.53	56,937.45	0.1

Columbia Capital Management, LLC
REALIZED GAINS AND LOSSES
City of Lawrence, Kansas
Capital and Bond Portfolio
 From 11-01-24 Through 11-30-24

Open Date	Close Date	Quantity	Security	Cost Basis	Proceeds	Gain Or Loss	
						Short Term	Long Term
08-27-2024	11-08-2024	5,000,000	FHLB 0%24 DUE 11/08/24 0.000% Due 11-08-24	4,949,625.00	5,000,000.00	50,375.00	
TOTAL GAINS						50,375.00	0.00
TOTAL LOSSES						0.00	0.00
TOTAL REALIZED GAIN/LOSS		50,375.00		4,949,625.00	5,000,000.00	50,375.00	0.00


Columbia Capital Management, LLC
INCOME AND EXPENSES
City of Lawrence, Kansas
Capital and Bond Portfolio
From 11-01-24 Through 11-30-24

Ex-Date	Pay-Date	Security	Amount
Treasury Notes			
11-15-2024	11-15-2024	US TREASUR NT 2.75%05/25 UST NOTE DUE 05/15/25 2.750% Due 05-15-25	68,750.00
			68,750.00
Cash and Equivalents			
11-27-2024	11-27-2024	Cash	75.03
			75.03
Mutual Funds			
11-29-2024	11-29-2024	SCHWAB US TREASURY MONEY ULTRA	27,551.56
			27,551.56
NET INCOME			96,376.59

Columbia Capital Management, LLC
CASH LEDGER
City of Lawrence, Kansas
Capital and Bond Portfolio
From 11-01-24 To 11-30-24

Trade Date	Settle Date	Tran Code	Activity	Security	Amount
Cash					
11-01-2024			Beginning Balance		79,244.21
11-08-2024	11-08-2024	dp	Sale	FHLB 0%24 DUE 11/08/24 0.000% Due 11-08-24	5,000,000.00
11-12-2024	11-12-2024	lo	Withdrawal	from Portfolio	-5,000,000.00
11-15-2024	11-15-2024	dp	Interest	US TREASUR NT 2.75%05/25 UST NOTE DUE 05/15/25 2.750% Due 05-15-25	68,750.00
11-27-2024	11-27-2024	dp	Interest	Cash	75.03
11-29-2024	11-29-2024	dp	Dividend	SCHWAB US TREASURY MONEY ULTRA	27,551.56
11-30-2024			Ending Balance		175,620.80

INCOME



Columbia Capital Management, LLC
PORTFOLIO SUMMARY
City of Lawrence, Kansas
Income Portfolio
November 30, 2024

Security Type	Quantity	Total Cost	Market Value	Pct. Assets	Cur. Yield	Est. Annual Income
Fixed Income						
Agency Securities	79,529,000	78,384,496.14	78,989,584.68	41.1	4.5	1,219,715.00
Treasury Notes	30,859,000	30,021,591.05	30,625,974.88	15.9	4.4	769,223.75
	110,388,000	108,406,087.19	109,615,559.56	57.1	4.5	1,988,938.75
Cash and Equiv.						
Cash and Equivalents	0	189,645.35	189,645.35	0.1	0.2	379.29
Certificate of Deposit	82,276,000	82,276,000.00	82,276,000.00	42.8	4.8	4,041,086.40
	82,276,000	82,465,645.35	82,465,645.35	42.9	4.8	4,041,465.69
TOTAL PORTFOLIO	192,664,000	190,871,732.54	192,081,204.91	100.0	4.6	6,030,404.44

Columbia Capital Management, LLC
FIXED INCOME PORTFOLIO
City of Lawrence, Kansas
Income Portfolio
November 30, 2024

Quantity	Security	Unit Cost	Total Cost	Price	Market Value	Accrued Interest	Market Value +Accr.Int.	Pct. Assets	Yield To Mat.	Duration
Agency Securities										
8,000,000	FEDERAL NATL MTG ASSN 0.000% Due 12-13-24	99.15	7,932,118.33	99.83	7,986,264.48	0.00	7,986,264.48	4.2	4.76	0.04
21,787,000	FEDERAL NTNL MO 0.625%25 DUE 04/22/25 0.625% Due 04-22-25	98.34	21,425,513.30	98.53	21,466,515.63	14,373.37	21,480,888.99	11.2	4.42	0.39
2,000,000	FFCB 0.74%25 DUE 06/30/25 0.740% Due 06-30-25	100.00	2,000,025.00	97.86	1,957,144.34	6,166.67	1,963,311.01	1.0	4.50	0.57
5,000,000	FHLB 0%24 DUE 12/06/24 0.000% Due 12-06-24	99.16	4,957,959.99	99.91	4,995,707.65	0.00	4,995,707.65	2.6	5.16	0.02
3,116,000	FHLB 0%25 DUE 01/03/25 0.000% Due 01-03-25	96.26	2,999,341.19	99.57	3,102,670.44	0.00	3,102,670.44	1.6	4.69	0.09
2,000,000	FHLB 0%25 DUE 05/06/25 0.000% Due 05-06-25	95.07	1,901,480.56	98.13	1,962,606.66	0.00	1,962,606.66	1.0	4.37	0.43
2,500,000	FHLB 0.6%24 DUE 12/30/24 0.600% Due 12-30-24	100.00	2,500,025.00	99.69	2,492,174.35	6,250.00	2,498,424.35	1.3	4.36	0.08
8,595,000	FHLB 1%24 DUE 12/20/24 1.000% Due 12-20-24	96.47	8,291,535.55	99.82	8,579,479.92	38,200.00	8,617,679.92	4.5	4.24	0.06
1,500,000	FHLB 4.65%25 DUE 01/06/25 4.650% Due 01-06-25	100.31	1,504,675.00	99.99	1,499,897.43	27,900.00	1,527,797.43	0.8	4.63	0.10
4,045,000	FHLB 4.75%25 DUE 02/06/25 4.750% Due 02-06-25	99.73	4,034,103.50	100.01	4,045,511.37	60,843.54	4,106,354.91	2.1	4.61	0.18

Columbia Capital Management, LLC
FIXED INCOME PORTFOLIO
City of Lawrence, Kansas
Income Portfolio
November 30, 2024

Quantity	Security	Unit Cost	Total Cost	Price	Market Value	Accrued Interest	Market Value +Accr.Int.	Pct. Assets	Yield To Mat.	Duration
1,990,000	FHLB 5%25 DUE 02/26/25 5.000% Due 02-26-25	99.91	1,988,174.30	100.06	1,991,226.30	25,980.56	2,017,206.85	1.0	4.68	0.24
950,000	FHLB 5%26 DUE 04/17/26 5.000% Due 04-17-26	100.00	950,025.00	99.94	949,422.12	5,673.61	955,095.74	0.5	5.04	1.31
1,985,000	FHLB 5.05%25 DUE 02/18/25 5.050% Due 02-18-25	99.94	1,983,834.00	100.06	1,986,239.77	28,402.04	2,014,641.81	1.0	4.69	0.21
100,000	FHLB 5.1%25 DUE 03/24/25 5.100% Due 03-24-25	99.98	99,985.00	99.92	99,917.07	935.00	100,852.07	0.1	5.32	0.31
2,965,000	FHLB 5.125%25 DUE 06/13/25 5.125% Due 06-13-25	100.87	2,990,701.90	100.35	2,975,317.46	70,490.82	3,045,808.27	1.5	4.46	0.51
4,910,000	FHLB 5.2%25 DUE 04/25/25 5.200% Due 04-25-25	100.39	4,929,174.00	100.24	4,921,733.97	24,822.78	4,946,556.74	2.6	4.57	0.40
3,086,000	FHLMC 1.5%25 DUE 02/12/25 1.500% Due 02-12-25	96.98	2,992,889.52	99.40	3,067,621.67	13,887.00	3,081,508.67	1.6	4.48	0.20
5,000,000	Federal Home Loan Bank Discount Note 0.000% Due 04-29-25	98.06	4,902,935.00	98.20	4,910,134.05	0.00	4,910,134.05	2.6	4.39	0.41
			78,384,496.14		78,989,584.68	323,925.38	79,313,510.05	41.1	4.54	0.26
Cash and Equivalents										
	Cash		189,645.35		189,645.35		189,645.35	0.1		0.00
			189,645.35		189,645.35	0.00	189,645.35	0.1	0.00	0.00

Columbia Capital Management, LLC
FIXED INCOME PORTFOLIO
City of Lawrence, Kansas
Income Portfolio
November 30, 2024

Quantity	Security	Unit Cost	Total Cost	Price	Market Value	Accrued Interest	Market Value +Accr.Int.	Pct. Assets	Yield To Mat.	Duration
Certificate of Deposit										
2,000,000	Capitol Federal 5/22/25 4.250% Due 05-22-25	100.00	2,000,000.00	100.00	2,000,000.00	14,904.11	2,014,904.11	1.0	4.27	0.45
2,500,000	Capitol Federal 6/5/25 4.250% Due 06-05-25	100.00	2,500,000.00	100.00	2,500,000.00	17,465.75	2,517,465.75	1.3	4.26	0.49
2,000,000	Capitol Federal 7/17/25 4.200% Due 07-17-25	100.00	2,000,000.00	100.00	2,000,000.00	13,117.81	2,013,117.81	1.0	4.20	0.60
2,000,000	Capitol Federal 7/2/25 4.200% Due 07-02-25	100.00	2,000,000.00	100.00	2,000,000.00	13,117.81	2,013,117.81	1.0	4.21	0.56
3,000,000	Capitol Federal 8/15/25 4.650% Due 08-15-25	100.00	3,000,000.00	100.00	3,000,000.00	40,894.52	3,040,894.52	1.6	4.62	0.68
4,000,000	Commerce 3/12/25 5.150% Due 03-12-25	100.00	4,000,000.00	100.00	4,000,000.00	126,986.30	4,126,986.30	2.1	5.08	0.27
1,000,000	Intrust 1/15/25 5.000% Due 01-15-25	100.00	1,000,000.00	100.00	1,000,000.00	16,986.30	1,016,986.30	0.5	5.02	0.12
2,750,000	Intrust 1/29/25 4.810% Due 01-29-25	100.00	2,750,000.00	100.00	2,750,000.00	121,794.19	2,871,794.19	1.4	4.70	0.16
4,725,000	Intrust 12/08/24 4.840% Due 12-08-24	100.00	4,725,000.00	100.00	4,725,000.00	325,804.93	5,050,804.93	2.5	4.63	0.02
2,500,000	Intrust 12/19/24 4.810% Due 12-19-24	100.00	2,500,000.00	100.00	2,500,000.00	110,721.99	2,610,721.99	1.3	4.71	0.05
2,500,000	Intrust 12/5/24 4.810% Due 12-05-24	100.00	2,500,000.00	100.00	2,500,000.00	110,721.99	2,610,721.99	1.3	4.71	0.01
6,000,000	Intrust 4/28/25 4.200% Due 04-28-25	100.00	6,000,000.00	100.00	6,000,000.00	401,128.77	6,401,128.77	3.1	3.98	0.39
12,000,000	Intrust 4/29/25 5.150% Due 04-29-25	100.00	12,000,000.00	100.00	12,000,000.00	297,994.52	12,297,994.52	6.2	5.10	0.39
31,301,000	Intrust 4/29/25 5.140% Due 04-29-25	100.00	31,301,000.00	100.00	31,301,000.00	947,691.37	32,248,691.37	16.3	5.06	0.39
			43,301,000.00		43,301,000.00	2,45,685.89	44,546,685.89	22.5	5.07	0.39
2,000,000	Intrust 4/9/25 5.140% Due 04-09-25	100.00	2,000,000.00	100.00	2,000,000.00	61,680.00	2,061,680.00	1.0	5.07	0.34

Columbia Capital Management, LLC
FIXED INCOME PORTFOLIO
City of Lawrence, Kansas
Income Portfolio
November 30, 2024

Quantity	Security	Unit Cost	Total Cost	Price	Market Value	Accrued Interest	Market Value + Accr.Int.	Pct. Assets	Yield To Mat.	Duration
2,000,000	Intrust 5/7/25 5.160% Due 05-07-25	100.00	2,000,000.00	100.00	2,000,000.00	58,527.12	2,058,527.12	1.0	5.08	0.41
			82,276,000.00		82,276,000.00	2,679,537.50	84,955,537.50	42.8	4.83	0.35
Treasury Notes										
8,187,000	US TREASU NT 3.125%08/25 UST NOTE DUE 08/15/25 3.125% Due 08-15-25	97.76	8,003,636.20	99.10	8,113,284.99	74,389.35	8,187,674.34	4.2	4.42	0.69
14,010,000	US TREASUR NT 1.75%03/25 UST NOTE DUE 03/15/25 1.750% Due 03-15-25	96.60	13,532,984.50	99.23	13,902,516.96	51,473.20	13,953,990.17	7.2	4.41	0.29
6,662,000	US TREASUR NT 2.75%05/25 UST NOTE DUE 05/15/25 2.750% Due 05-15-25	97.61	6,502,603.34	99.25	6,612,165.11	7,591.37	6,619,756.48	3.4	4.41	0.45
2,000,000	US TREASUR NT 4.25%05/25 UST NOTE DUE 05/31/25 4.250% Due 05-31-25	99.12	1,982,367.01	99.90	1,998,007.82	0.00	1,998,007.82	1.0	4.45	0.49
			30,021,591.05		30,625,974.88	133,453.92	30,759,428.80	15.9	4.42	0.44
			190,871,732.54		192,081,204.93	136,916.80	195,218,121.71	100.0	4.64	0.33

Columbia Capital Management, LLC
PERFORMANCE REPORT
GROSS OF FEES
City of Lawrence, Kansas
Income Portfolio
From 10-31-24 to 11-30-24

Portfolio Value on 10-31-24	173,307,364.47
Accrued Interest	3,086,402.35
Contributions	26,000,000.00
Withdrawals	0.00
Transfers Out	-7,829,475.47
Realized Gains	0.00
Unrealized Gains	190,369.25
Interest	412,946.66
Dividends	0.00
Change in Accrued Interest	50,514.45
Portfolio Value on 11-30-24	192,081,204.91
Accrued Interest	3,136,916.80
Average Capital	187,487,818.26
Total Gain before Fees	653,830.36
IRR for 0.08 Years	0.35%

Columbia Capital Management, LLC
PERFORMANCE REPORT
GROSS OF FEES
City of Lawrence, Kansas
Income Portfolio
From 04-01-17 to 11-30-24

Portfolio Value on 04-01-17	0.00
Accrued Interest	0.00
Contributions	862,054,526.21
Withdrawals	-632,243,730.77
Transfers In	577,592,443.97
Transfers Out	-637,779,181.48
Realized Gains	1,242,200.09
Unrealized Gains	1,209,472.37
Interest	20,005,474.52
Dividends	0.00
Change in Accrued Interest	3,136,916.80
Portfolio Value on 11-30-24	192,081,204.91
Accrued Interest	3,136,916.80
Average Capital	132,926,751.17
Total Gain before Fees	25,594,063.78
IRR for 7.66 Years	19.25%

Columbia Capital Management, LLC
FIXED INCOME DISTRIBUTION
City of Lawrence, Kansas
Income Portfolio
November 30, 2024

Summary Information

	Totals		Weighted Averages
Par Value	192,664,000	Average YTM	4.64
Market Value	191,891,559.56	Average Maturity (yrs)	0.34
Total Cost	190,682,087.19	Average Coupon (%)	3.14
Net Gain/Loss	1,209,472.37	Average Duration	0.33
Annual Income	6,030,025.15	Average Moody Rating	Aaa
Number of Issues	38	Average S&P Rating	AA+

Distribution by Moody Rating

Rating	Number	Mkt Value	% Bond Holdings	Average Y T M	Average Coupon	Average Duration
Aaa	4	8,924,533.58	4.7	4.5	2.820%	0.3
Not Rated	34	182,967,025.98	95.3	4.7	3.154%	0.3

Distribution by S&P Rating

Rating	Number	Mkt Value	% Bond Holdings	Average Y T M	Average Coupon	Average Duration
AA+	4	8,924,533.58	4.7	4.5	2.820%	0.3
Not Rated	34	182,967,025.98	95.3	4.7	3.154%	0.3

Columbia Capital Management, LLC
UNREALIZED GAINS AND LOSSES
City of Lawrence, Kansas
Income Portfolio
November 30, 2024

Date	Quantity	Security	Unit Cost	Total Cost	Price	Market Value	Unrealized Gain/Loss	% G/L
Agency Securities								
09-30-2024	5,000,000	FHLB 0%24 DUE 12/06/24	99.16	4,957,959.99	99.91	4,995,707.65	37,747.66	0.8
10-07-2024	8,000,000	0.000% Due 12-06-24 FEDERAL NATL MTG ASSN	99.15	7,932,118.33	99.83	7,986,264.48	54,146.15	0.7
01-05-2024	8,595,000	0.000% Due 12-13-24 FHLB 1%24 DUE 12/20/24	96.47	8,291,535.55	99.82	8,579,479.92	287,944.37	3.5
06-17-2021	2,500,000	1.000% Due 12-20-24 FHLB 0.6%24 DUE 12/30/24	100.00	2,500,025.00	99.69	2,492,174.35	-7,850.65	-0.3
04-03-2024	3,116,000	0.600% Due 12-30-24 FHLB 0%25 DUE 01/03/25	96.26	2,999,341.19	99.57	3,102,670.44	103,329.25	3.4
05-17-2023	1,500,000	0.000% Due 01-03-25 FHLB 4.65%25 DUE 01/06/25	100.31	1,504,675.00	99.99	1,499,897.43	-4,777.57	-0.3
03-06-2024	4,045,000	4.650% Due 01-06-25 FHLB 4.75%25 DUE 02/06/25	99.73	4,034,103.50	100.01	4,045,511.37	11,407.87	0.3
04-03-2024	3,086,000	4.750% Due 02-06-25 FHLMC 1.5%25 DUE 02/12/25	96.98	2,992,889.52	99.40	3,067,621.67	74,732.15	2.5
04-03-2024	1,985,000	1.500% Due 02-12-25 FHLB 5.05%25 DUE 02/18/25	99.94	1,983,834.00	100.06	1,986,239.77	2,405.77	0.1
04-03-2024	1,990,000	5.050% Due 02-18-25 FHLB 5%25 DUE 02/26/25	99.91	1,988,174.30	100.06	1,991,226.30	3,052.00	0.2
		5.000% Due 02-26-25						

Columbia Capital Management, LLC
UNREALIZED GAINS AND LOSSES
City of Lawrence, Kansas
Income Portfolio
November 30, 2024

Date	Quantity	Security	Unit Cost	Total Cost	Price	Market Value	Unrealized Gain/Loss	% G/L
04-19-2024	100,000	FHLB 5.1%25 DUE 03/24/25	99.98	99,985.00	99.92	99,917.07	-67.92	-0.1
11-13-2024	21,787,000	5.100% Due 03-24-25 FEDERAL NTNL MO	98.34	21,425,513.30	98.53	21,466,515.63	41,002.33	0.2
08-06-2024	4,910,000	0.625%25 DUE 04/22/25 FHLB 5.2%25 DUE 04/25/25	100.39	4,929,174.00	100.24	4,921,733.97	-7,440.03	-0.2
11-15-2024	5,000,000	5.200% Due 04-25-25 Federal Home Loan Bank Discount Note	98.06	4,902,935.00	98.20	4,910,134.05	7,199.05	0.1
05-08-2024	2,000,000	0.000% Due 04-29-25 FHLB 0%25 DUE 05/06/25	95.07	1,901,480.56	98.13	1,962,606.66	61,126.10	3.2
12-28-2023	2,965,000	0.000% Due 05-06-25 FHLB 5.125%25 DUE 06/13/25	100.87	2,990,701.90	100.35	2,975,317.46	-15,384.44	-0.5
06-25-2021	2,000,000	5.125% Due 06-13-25 FFCB 0.74%25 DUE 06/30/25	100.00	2,000,025.00	97.86	1,957,144.34	-42,880.66	-2.1
07-18-2024	950,000	0.740% Due 06-30-25 FHLB 5%26 DUE 04/17/26	100.00	950,025.00	99.94	949,422.12	-602.88	-0.1
		5.000% Due 04-17-26		78,384,496.14		78,989,584.68	605,088.54	0.8
Treasury Notes								
12-28-2023	14,010,000	US TREASUR NT 1.75%03/25 UST NOTE DUE 03/15/25 1.750% Due 03-15-25	96.60	13,532,984.50	99.23	13,902,516.96	369,532.46	2.7

Columbia Capital Management, LLC
UNREALIZED GAINS AND LOSSES
City of Lawrence, Kansas
Income Portfolio
November 30, 2024

Date	Quantity	Security	Unit Cost	Total Cost	Price	Market Value	Unrealized Gain/Loss	% G/L
12-28-2023	6,662,000	US TREASUR NT 2.75%05/25 UST NOTE DUE 05/15/25	97.61	6,502,603.34	99.25	6,612,165.11	109,561.77	1.7
05-08-2024	2,000,000	2.750% Due 05-15-25 US TREASUR NT 4.25%05/25 UST NOTE DUE 05/31/25	99.12	1,982,367.01	99.90	1,998,007.82	15,640.81	0.8
06-07-2024	8,187,000	4.250% Due 05-31-25 US TREASU NT 3.125%08/25 UST NOTE DUE 08/15/25 3.125% Due 08-15-25	97.76	8,003,636.20	99.10	8,113,284.99	109,648.79	1.4
				30,021,591.05		30,625,974.88	604,383.83	2.0
Certificate of Deposit								
12-29-2023	2,500,000	Intrust 12/5/24 4.810% Due 12-05-24	100.00	2,500,000.00	100.00	2,500,000.00	0.00	0.0
06-08-2023	4,725,000	Intrust 12/08/24 4.840% Due 12-08-24	100.00	4,725,000.00	100.00	4,725,000.00	0.00	0.0
12-29-2023	2,500,000	Intrust 12/19/24 4.810% Due 12-19-24	100.00	2,500,000.00	100.00	2,500,000.00	0.00	0.0
07-29-2024	1,000,000	Intrust 1/15/25 5.000% Due 01-15-25	100.00	1,000,000.00	100.00	1,000,000.00	0.00	0.0
12-29-2023	2,750,000	Intrust 1/29/25 4.810% Due 01-29-25	100.00	2,750,000.00	100.00	2,750,000.00	0.00	0.0
04-19-2024	4,000,000	Commerce 3/12/25 5.150% Due 03-12-25	100.00	4,000,000.00	100.00	4,000,000.00	0.00	0.0
04-25-2024	2,000,000	Intrust 4/9/25 5.140% Due 04-09-25	100.00	2,000,000.00	100.00	2,000,000.00	0.00	0.0
04-28-2023	6,000,000	Intrust 4/28/25 4.200% Due 04-28-25	100.00	6,000,000.00	100.00	6,000,000.00	0.00	0.0
06-07-2024	12,000,000	Intrust 4/29/25 5.150% Due 04-29-25	100.00	12,000,000.00	100.00	12,000,000.00	0.00	0.0

Columbia Capital Management, LLC
UNREALIZED GAINS AND LOSSES
City of Lawrence, Kansas
Income Portfolio
November 30, 2024

Date	Quantity	Security	Unit Cost	Total Cost	Price	Market Value	Unrealized Gain/Loss	% G/L
04-29-2024	31,301,000	Intrust 4/29/25 5.140% Due 04-29-25	100.00	31,301,000.00	100.00	31,301,000.00	0.00	0.0
05-07-2024	2,000,000	Intrust 5/7/25 5.160% Due 05-07-25	100.00	2,000,000.00	100.00	2,000,000.00	0.00	0.0
09-27-2024	2,000,000	Capitol Federal 5/22/25 4.250% Due 05-22-25	100.00	2,000,000.00	100.00	2,000,000.00	0.00	0.0
10-01-2024	2,500,000	Capitol Federal 6/5/25 4.250% Due 06-05-25	100.00	2,500,000.00	100.00	2,500,000.00	0.00	0.0
10-04-2024	2,000,000	Capitol Federal 7/2/25 4.200% Due 07-02-25	100.00	2,000,000.00	100.00	2,000,000.00	0.00	0.0
10-04-2024	2,000,000	Capitol Federal 7/17/25 4.200% Due 07-17-25	100.00	2,000,000.00	100.00	2,000,000.00	0.00	0.0
08-15-2024	3,000,000	Capitol Federal 8/15/25 4.650% Due 08-15-25	100.00	3,000,000.00	100.00	3,000,000.00	0.00	0.0
				82,276,000.00		82,276,000.00	0.00	0.0
Cash and Equivalents								
		Cash		189,645.35		189,645.35		
				189,645.35		189,645.35		
TOTAL PORTFOLIO				190,871,732.54		192,081,204.91	1,209,472.37	0.6

Columbia Capital Management, LLC
REALIZED GAINS AND LOSSES
City of Lawrence, Kansas
Income Portfolio
From 11-01-24 Through 11-30-24

Open Date	Close Date	Quantity	Security	Cost Basis	Proceeds	Gain Or Loss	
						Short Term	Long Term
12-12-2023	11-07-2024	2,500,000	Capitol Federal 11/7/24 5.000% Due 11-07-24	2,500,000.00	2,500,000.00	0.00	
12-29-2023	11-15-2024	5,000,000	Intrust 11/15/24 4.810% Due 11-15-24	5,000,000.00	5,000,000.00	0.00	
TOTAL GAINS						0.00	0.00
TOTAL LOSSES						0.00	0.00
TOTAL REALIZED GAIN/LOSS				0.00	7,500,000.00	7,500,000.00	0.00


Columbia Capital Management, LLC
INCOME AND EXPENSES
City of Lawrence, Kansas
Income Portfolio
From 11-01-24 Through 11-30-24

Ex-Date	Pay-Date	Security	Amount
Agency Securities			
11-13-2024	11-14-2024	FEDERAL NTNL MO 0.625%25 DUE 04/22/25 0.625% Due 04-22-25	-8,321.42
			-8,321.42
Treasury Notes			
11-15-2024	11-15-2024	US TREASUR NT 2.75%05/25 UST NOTE DUE 05/15/25 2.750% Due 05-15-25	91,602.50
			91,602.50
Certificate of Deposit			
11-07-2024	11-07-2024	Capitol Federal 11/7/24 5.000% Due 11-07-24	113,356.16
11-15-2024	11-15-2024	Intrust 11/15/24 4.810% Due 11-15-24	216,119.31
			329,475.47
Cash and Equivalents			
11-27-2024	11-27-2024	Cash	190.11
			190.11
NET INCOME			412,946.66

Columbia Capital Management, LLC
CASH LEDGER
City of Lawrence, Kansas
Income Portfolio
From 11-01-24 To 11-30-24

Trade Date	Settle Date	Tran Code	Activity	Security	Amount
Cash					
11-01-2024			Beginning Balance		434,622.46
11-07-2024	11-07-2024	dp	Sale	Capitol Federal 11/7/24 5.000% Due 11-07-24	2,500,000.00
11-07-2024	11-07-2024	dp	Accrued Interest	Capitol Federal 11/7/24 5.000% Due 11-07-24	113,356.16
11-07-2024	11-07-2024	to	Withdrawal	from Portfolio	-2,613,356.16
11-12-2024	11-12-2024	li	Addition	to Portfolio	21,000,000.00
11-13-2024	11-14-2024	wd	Purchase	FEDERAL NTNL MO 0.625%25 DUE 04/22/25	-21,425,513.30
11-13-2024	11-14-2024	wd	Accrued Interest	0.625% Due 04-22-25 FEDERAL NTNL MO 0.625%25 DUE 04/22/25	-8,321.42
11-15-2024	11-15-2024	dp	Interest	0.625% Due 04-22-25 US TREASUR NT 2.75%05/25 UST NOTE DUE 05/15/25	91,602.50
11-15-2024	11-15-2024	li	Addition	to Portfolio	5,000,000.00
11-15-2024	11-18-2024	wd	Purchase	Federal Home Loan Bank Discount Note	-4,902,935.00
11-15-2024	11-15-2024	dp	Sale	0.000% Due 04-29-25 Intrust 11/15/24	5,000,000.00
11-15-2024	11-15-2024	dp	Accrued Interest	4.810% Due 11-15-24 Intrust 11/15/24	216,119.31
11-15-2024	11-15-2024	to	Withdrawal	from Portfolio	-5,216,119.31
11-27-2024	11-27-2024	dp	Interest	Cash	190.11
11-30-2024			Ending Balance		189,645.35

SECONDARY LIQUIDITY



Columbia Capital Management, LLC
PORTFOLIO SUMMARY
City of Lawrence, Kansas
Secondary
November 30, 2024

Security Type	Quantity	Total Cost	Market Value	Pct. Assets	Cur. Yield	Est. Annual Income
Fixed Income						
Agency Securities	6,195,000	6,039,773.52	6,153,178.74	46.5	4.5	126,441.25
Treasury Notes	2,526,000	2,523,852.64	2,522,941.17	19.1	4.4	107,355.00
	8,721,000	8,563,626.16	8,676,119.90	65.6	4.5	233,796.25
Cash and Equiv.						
Cash and Equivalents	0	1,184.01	1,184.01	0.0	0.2	2.37
Certificate of Deposit	4,548,500	4,548,500.00	4,548,500.00	34.4	4.3	196,065.10
	4,548,500	4,549,684.01	4,549,684.01	34.4	4.3	196,067.47
TOTAL PORTFOLIO	13,269,500	13,113,310.17	13,225,803.91	100.0	4.4	429,863.72

Columbia Capital Management, LLC
FIXED INCOME PORTFOLIO
City of Lawrence, Kansas
Secondary
November 30, 2024

Quantity	Security	Unit Cost	Total Cost	Price	Market Value	Accrued Interest	Market Value +Accr.Int.	Pct. Assets	Yield To Mat.	Duration
Agency Securities										
2,050,000	FEDERAL NATL MTG ASSN 4.550% Due 10-17-25	99.99	2,049,820.00	100.00	2,050,048.79	11,141.18	2,061,189.97	15.5	4.54	0.85
2,041,000	FEDERAL NTNL MO 1.625%25 DUE 01/07/25 1.625% Due 01-07-25	97.50	1,990,020.41	99.70	2,034,942.07	13,174.37	2,048,116.44	15.4	4.50	0.10
2,104,000	FHLB 0%25 DUE 04/21/25 0.000% Due 04-21-25	95.05	1,999,933.11	98.30	2,068,187.88	0.00	2,068,187.88	15.6	4.42	0.39
			6,039,773.52		6,153,178.74	24,315.55	6,177,494.29	46.5	4.49	0.45
Cash and Equivalents										
	Cash		1,184.01		1,184.01		1,184.01	0.0		0.00
			1,184.01		1,184.01	0.00	1,184.01	0.0	0.00	0.00
Certificate of Deposit										
2,503,500	Intrust 6/24/25 4.360% Due 06-24-25	100.00	2,503,500.00	100.00	2,503,500.00	7,476.21	2,510,976.21	18.9	4.39	0.54
2,045,000	Intrust 7/20/25 4.250% Due 07-20-25	100.00	2,045,000.00	100.00	2,045,000.00	9,048.42	2,054,048.42	15.5	4.26	0.61
			4,548,500.00		4,548,500.00	16,524.63	4,565,024.63	34.4	4.33	0.57
Treasury Notes										
2,526,000	US TREASUR NT 4.25%10/25 UST NOTE DUE 10/15/25 4.250% Due 10-15-25	99.91	2,523,852.64	99.88	2,522,941.17	13,566.84	2,536,508.01	19.1	4.39	0.84
			2,523,852.64		2,522,941.17	13,566.84	2,536,508.01	19.1	4.39	0.84
			13,113,310.17		13,225,803.91	54,407.02	13,280,210.93	100.0	4.41	0.57

Columbia Capital Management, LLC
PERFORMANCE REPORT
GROSS OF FEES
City of Lawrence, Kansas
Secondary
From 10-31-24 to 11-30-24

Portfolio Value on 10-31-24	13,218,779.15
Accrued Interest	16,034.94
Contributions	0.00
Withdrawals	-2,503,500.00
Transfers In	2,503,500.00
Realized Gains	2,500.70
Unrealized Gains	11,251.45
Interest	-6,727.38
Dividends	0.00
Change in Accrued Interest	38,372.08
Portfolio Value on 11-30-24	13,225,803.91
Accrued Interest	54,407.02
Average Capital	13,234,814.09
Total Gain before Fees	45,396.85
IRR for 0.08 Years	0.34%

Columbia Capital Management, LLC
PERFORMANCE REPORT
GROSS OF FEES
City of Lawrence, Kansas
Secondary
From 04-01-17 to 11-30-24

Portfolio Value on 04-01-17	20,000,000.00
Accrued Interest	178,506.85
Contributions	33,577,903.82
Withdrawals	-35,286,030.10
Transfers In	35,310,062.98
Transfers Out	-41,902,294.13
Realized Gains	226,962.85
Unrealized Gains	112,493.74
Interest	1,186,704.75
Dividends	0.00
Change in Accrued Interest	-124,099.83
Portfolio Value on 11-30-24	13,225,803.91
Accrued Interest	54,407.02
Average Capital	9,664,488.77
Total Gain before Fees	1,402,061.52
IRR for 7.66 Years	14.51%

Columbia Capital Management, LLC
FIXED INCOME DISTRIBUTION
City of Lawrence, Kansas
Secondary
November 30, 2024

Summary Information

	Totals		Weighted Averages
Par Value	13,269,500	Average YTM	4.41
Market Value	13,224,619.90	Average Maturity (yrs)	0.58
Total Cost	13,112,126.16	Average Coupon (%)	3.25
Net Gain/Loss	112,493.74	Average Duration	0.57
Annual Income	429,861.35	Average Moody Rating	NR
Number of Issues	6	Average S&P Rating	NR

Distribution by Moody Rating

Rating	Number	Mkt Value	% Bond Holdings	Average Y T M	Average Coupon	Average Duration
Not Rated	6	13,224,619.90	100.0	4.4	3.249%	0.6

Distribution by S&P Rating

Rating	Number	Mkt Value	% Bond Holdings	Average Y T M	Average Coupon	Average Duration
Not Rated	6	13,224,619.90	100.0	4.4	3.249%	0.6

Columbia Capital Management, LLC
UNREALIZED GAINS AND LOSSES
City of Lawrence, Kansas
Secondary
November 30, 2024

Date	Quantity	Security	Unit Cost	Total Cost	Price	Market Value	Unrealized Gain/Loss	% G/L
Agency Securities								
04-23-2024	2,041,000	FEDERAL NTNL MO 1.625% Due 01/07/25	97.50	1,990,020.41	99.70	2,034,942.07	44,921.66	2.3
04-23-2024	2,104,000	FHLB 0% Due 01-07-25 04/21/25	95.05	1,999,933.11	98.30	2,068,187.88	68,254.77	3.4
10-18-2024	2,050,000	FEDERAL NATL MTG ASSN 4.550% Due 10-17-25	99.99	2,049,820.00	100.00	2,050,048.79	228.79	0.0
				6,039,773.52		6,153,178.74	113,405.22	1.9
Treasury Notes								
11-06-2024	2,526,000	US TREASUR NT 4.25% 10/25 UST NOTE DUE 10/15/25 4.250% Due 10-15-25	99.91	2,523,852.64	99.88	2,522,941.17	-911.47	0.0
				2,523,852.64		2,522,941.17	-911.47	0.0
Certificate of Deposit								
11-05-2024	2,503,500	Intrust 6/24/25 4.360% Due 06-24-25	100.00	2,503,500.00	100.00	2,503,500.00	0.00	0.0
10-23-2024	2,045,000	Intrust 7/20/25 4.250% Due 07-20-25	100.00	2,045,000.00	100.00	2,045,000.00	0.00	0.0
				4,548,500.00		4,548,500.00	0.00	0.0
Cash and Equivalents								
		Cash		1,184.01		1,184.01		
				1,184.01		1,184.01		
TOTAL PORTFOLIO				13,113,310.17		13,225,803.91	112,493.74	0.9

Columbia Capital Management, LLC
REALIZED GAINS AND LOSSES
City of Lawrence, Kansas
Secondary
From 11-01-24 Through 11-30-24

Open Date	Close Date	Quantity	Security	Cost Basis	Proceeds	Gain Or Loss	
						Short Term	Long Term
10-23-2024	11-04-2024	5,007,000	FEDERAL HOME LOAN BANKS 0.000% Due 11-04-24	4,999,179.04	5,007,000.00	7,820.96	
TOTAL GAINS						7,820.96	0.00
TOTAL LOSSES						0.00	0.00
TOTAL REALIZED GAIN/LOSS		7,820.96		4,999,179.04	5,007,000.00	7,820.96	0.00

Columbia Capital Management, LLC
INCOME AND EXPENSES
City of Lawrence, Kansas
Secondary
From 11-01-24 Through 11-30-24

Ex-Date	Pay-Date	Security	Amount
Treasury Notes			
11-06-2024	11-07-2024	US TREASUR NT 4.25%10/25 UST NOTE DUE 10/15/25 4.250% Due 10-15-25	-6,783.42
			-6,783.42
Cash and Equivalents			
11-27-2024	11-27-2024	Cash	56.04
			56.04
NET INCOME			-6,727.38

Columbia Capital Management, LLC
CASH LEDGER
City of Lawrence, Kansas
Secondary
From 11-01-24 To 11-30-24

Trade Date	Settle Date	Tran Code	Activity	Security	Amount
Cash					
11-01-2024			Beginning Balance		28,264.03
11-04-2024	11-04-2024	dp	Sale	FEDERAL HOME LOAN BANKS 0.000% Due 11-04-24	5,007,000.00
11-05-2024	11-05-2024	lo	Withdrawal	from Portfolio	-2,503,500.00
11-05-2024	11-05-2024	wd	Purchase	Intrust 6/24/25 4.360% Due 06-24-25	-2,503,500.00
11-05-2024	11-05-2024	ti	Addition	to Portfolio	2,503,500.00
11-06-2024	11-07-2024	wd	Purchase	US TREASUR NT 4.25%10/25 UST NOTE DUE 10/15/25	-2,523,852.64
11-06-2024	11-07-2024	wd	Accrued Interest	4.250% Due 10-15-25 US TREASUR NT 4.25%10/25 UST NOTE DUE 10/15/25	-6,783.42
11-27-2024	11-27-2024	dp	Interest	4.250% Due 10-15-25 Cash	56.04
11-30-2024			Ending Balance		1,184.01

OUTSIDE ACCOUNTS



Columbia Capital Management, LLC
PORTFOLIO SUMMARY
City of Lawrence, Kansas
Outside
November 30, 2024

Security Type	Quantity	Total Cost	Market Value	Pct. Assets	Cur. Yield	Est. Annual Income
Cash and Equiv.						
Cash and Equivalents	0	10,879,980.87	10,879,980.87	100.0	0.2	21,759.96
	0	10,879,980.87	10,879,980.87	100.0	0.2	21,759.96
TOTAL PORTFOLIO	0	10,879,980.87	10,879,980.87	100.0	0.2	21,759.96

Columbia Capital Management, LLC
FIXED INCOME PORTFOLIO
City of Lawrence, Kansas
Outside
November 30, 2024

<u>Quantity</u>	<u>Security</u>	<u>Unit Cost</u>	<u>Total Cost</u>	<u>Price</u>	<u>Market Value</u>	<u>Accrued Interest</u>	<u>Market Value +Accr.Int.</u>	<u>Pct. Assets</u>	<u>Yield To Mat.</u>	<u>Duration</u>
Cash and Equivalents										
	Cash		<u>10,879,980.87</u>		<u>10,879,980.87</u>		<u>10,879,980.87</u>	<u>100.0</u>		<u>0.00</u>
			10,879,980.87		10,879,980.87	0.00	10,879,980.87	100.0	0.00	0.00
			10,879,980.87		10,879,980.87	0.00	10,879,980.87	100.0	0.00	0.00

Columbia Capital Management, LLC
PERFORMANCE REPORT
GROSS OF FEES
City of Lawrence, Kansas
Outside
From 10-31-24 to 11-30-24

Portfolio Value on 10-31-24	32,961,833.41
Contributions	0.00
Withdrawals	0.00
Transfers Out	-22,092,694.25
Realized Gains	0.00
Unrealized Gains	0.00
Interest	10,841.71
Dividends	0.00
Portfolio Value on 11-30-24	10,879,980.87
 Average Capital	 32,225,410.27
Total Gain before Fees	10,841.71
IRR for 0.08 Years	0.03%

Columbia Capital Management, LLC
PERFORMANCE REPORT
GROSS OF FEES
City of Lawrence, Kansas
Outside
From 04-01-17 to 11-30-24

Portfolio Value on 04-01-17	43,053,321.50
Accrued Interest	192,304.84
Contributions	0.00
Withdrawals	0.00
Transfers In	301,090,600.61
Transfers Out	-334,584,927.79
Realized Gains	0.00
Unrealized Gains	0.00
Interest	1,320,986.55
Dividends	0.00
Change in Accrued Interest	-192,304.84
Portfolio Value on 11-30-24	10,879,980.87
Accrued Interest	0.00
Average Capital	26,747,369.19
Total Gain before Fees	1,128,681.71
IRR for 7.66 Years	4.22%

Columbia Capital Management, LLC
FIXED INCOME DISTRIBUTION
City of Lawrence, Kansas
Outside
November 30, 2024

Summary Information

	Totals		Weighted Averages
Par Value	0	Average YTM	0.00
Market Value	0.00	Average Maturity (yrs)	0.00
Total Cost	0.00	Average Coupon (%)	0.00
Net Gain/Loss	0.00	Average Duration	0.00
Annual Income	0.00	Average Moody Rating	NR
Number of Issues	0	Average S&P Rating	NR

Columbia Capital Management, LLC
UNREALIZED GAINS AND LOSSES
City of Lawrence, Kansas
Outside
November 30, 2024

<u>Date</u>	<u>Quantity</u>	<u>Security</u>	<u>Unit Cost</u>	<u>Total Cost</u>	<u>Price</u>	<u>Market Value</u>	<u>Unrealized Gain/Loss</u>	<u>% G/L</u>
Cash and Equivalents								
		Cash		10,879,980.87		10,879,980.87		
				10,879,980.87		10,879,980.87		
TOTAL PORTFOLIO				10,879,980.87		10,879,980.87	0.00	0.0

Columbia Capital Management, LLC
REALIZED GAINS AND LOSSES
City of Lawrence, Kansas
Outside
 From 11-01-24 Through 11-30-24

Open Date	Close Date	Quantity	Security	Cost Basis	Proceeds	Gain Or Loss	
						Short Term	Long Term
TOTAL GAINS						0.00	0.00
TOTAL LOSSES						0.00	0.00
TOTAL REALIZED GAIN/LOSS		0.00		0.00	0.00	0.00	0.00


Columbia Capital Management, LLC
INCOME AND EXPENSES
City of Lawrence, Kansas
Outside
 From 11-01-24 Through 11-30-24

Ex-Date	Pay-Date	Security	Amount
Cash and Equivalents			
11-30-2024	11-30-2024	Cash	1,280.97
11-30-2024	11-30-2024	Cash	9,560.74
			10,841.71
NET INCOME			10,841.71

Columbia Capital Management, LLC
CASH LEDGER
City of Lawrence, Kansas
Outside
From 11-01-24 To 11-30-24

Trade Date	Settle Date	Tran Code	Activity	Security	Amount
Cash					
11-01-2024			Beginning Balance		32,961,833.41
11-30-2024	11-30-2024	to	Withdrawal	from Portfolio	-22,083,133.51
11-30-2024	11-30-2024	dp	Interest	Cash	1,280.97
11-30-2024	11-30-2024	dp	Interest	Cash	9,560.74
11-30-2024	11-30-2024	to	Withdrawal	from Portfolio	-9,560.74
11-30-2024			Ending Balance		10,879,980.87

FARMLAND ESCROW



Columbia Capital Management, LLC
PORTFOLIO SUMMARY
City of Lawrence, Kansas
Farmland Escrow
November 30, 2024

Security Type	Quantity	Total Cost	Market Value	Pct. Assets	Cur. Yield	Est. Annual Income
Cash and Equiv.						
Cash and Equivalents	0	392.58	392.58	0.0	0.2	0.79
Treasury Bills	1,948,000	1,921,869.74	1,924,505.54	100.0	4.4	0.00
	1,948,000	1,922,262.32	1,924,898.12	100.0	4.4	0.79
TOTAL PORTFOLIO	1,948,000	1,922,262.32	1,924,898.12	100.0	4.4	0.79

Columbia Capital Management, LLC
FIXED INCOME PORTFOLIO
City of Lawrence, Kansas
Farmland Escrow
November 30, 2024

Quantity	Security	Unit Cost	Total Cost	Price	Market Value	Accrued Interest	Market Value +Accr.Int.	Pct. Assets	Yield To Mat.	Duration
Cash and Equivalents										
	Cash		392.58		392.58		392.58	0.0		0.00
			392.58		392.58	0.00	392.58	0.0	0.00	0.00
Treasury Bills										
1,948,000	UNITED STATES TREAS BILLS 0.000% Due 03-11-25	98.66	1,921,869.74	98.79	1,924,505.54	0.00	1,924,505.54	100.0	4.35	0.28
			1,921,869.74		1,924,505.54	0.00	1,924,505.54	100.0	4.35	0.28
			1,922,262.32		1,924,898.12	0.00	1,924,898.12	100.0	4.35	0.28

Columbia Capital Management, LLC
PERFORMANCE REPORT
GROSS OF FEES
City of Lawrence, Kansas
Farmland Escrow
From 10-31-24 to 11-30-24

Portfolio Value on 10-31-24	2,126,983.20
Contributions	0.00
Withdrawals	0.00
Transfers Out	-210,000.00
Realized Gains	-9,545.30
Unrealized Gains	2,635.80
Interest	14,824.42
Dividends	0.00
Portfolio Value on 11-30-24	1,924,898.12
 Average Capital	 2,049,983.20
Total Gain before Fees	7,914.93
IRR for 0.08 Years	0.39%

Columbia Capital Management, LLC
PERFORMANCE REPORT
GROSS OF FEES
City of Lawrence, Kansas
Farmland Escrow
From 04-01-17 to 11-30-24

Portfolio Value on 04-01-17	0.00
Contributions	0.00
Withdrawals	0.00
Transfers In	4,604,347.73
Transfers Out	-3,097,546.61
Realized Gains	2,519.46
Unrealized Gains	2,635.80
Interest	412,941.74
Dividends	0.00
Portfolio Value on 11-30-24	1,924,898.12
Average Capital	2,651,712.49
Total Gain before Fees	418,097.00
IRR for 7.66 Years	15.77%

Columbia Capital Management, LLC
FIXED INCOME DISTRIBUTION
City of Lawrence, Kansas
Farmland Escrow
November 30, 2024

Summary Information

	Totals		Weighted Averages
Par Value	1,948,000	Average YTM	4.35
Market Value	1,924,505.54	Average Maturity (yrs)	0.28
Total Cost	1,921,869.74	Average Coupon (%)	0.00
Net Gain/Loss	2,635.80	Average Duration	0.28
Annual Income	0.00	Average Moody Rating	NR
Number of Issues	1	Average S&P Rating	NR

Distribution by Moody Rating

Rating	Number	Mkt Value	% Bond Holdings	Average Y T M	Average Coupon	Average Duration
Not Rated	1	1,924,505.54	100.0	4.4	0.000%	0.3

Distribution by S&P Rating

Rating	Number	Mkt Value	% Bond Holdings	Average Y T M	Average Coupon	Average Duration
Not Rated	1	1,924,505.54	100.0	4.4	0.000%	0.3

Columbia Capital Management, LLC
UNREALIZED GAINS AND LOSSES
City of Lawrence, Kansas
Farmland Escrow
November 30, 2024

<u>Date</u>	<u>Quantity</u>	<u>Security</u>	<u>Unit Cost</u>	<u>Total Cost</u>	<u>Price</u>	<u>Market Value</u>	<u>Unrealized Gain/Loss</u>	<u>% G/L</u>
Treasury Bills								
11-21-2024	1,948,000	UNITED STATES TREAS BILLS 0.000% Due 03-11-25	98.66	1,921,869.74	98.79	1,924,505.54	2,635.80	0.1
				1,921,869.74		1,924,505.54	2,635.80	0.1
Cash and Equivalents								
		Cash		392.58		392.58		
				392.58		392.58		
TOTAL PORTFOLIO				1,922,262.32		1,924,898.12	2,635.80	0.1

Columbia Capital Management, LLC
REALIZED GAINS AND LOSSES
City of Lawrence, Kansas
Farmland Escrow
From 11-01-24 Through 11-30-24

Open Date	Close Date	Quantity	Security	Cost Basis	Proceeds	Gain Or Loss	
						Short Term	Long Term
09-26-2024	11-20-2024	2,114,000	FEDERAL HOME LOAN BANKS 0.000% Due 11-20-24	2,099,175.58	2,099,175.58	0.00	
TOTAL GAINS						0.00	0.00
TOTAL LOSSES						0.00	0.00
TOTAL REALIZED GAIN/LOSS				0.00		0.00	0.00

Columbia Capital Management, LLC
INCOME AND EXPENSES
City of Lawrence, Kansas
Farmland Escrow
 From 11-01-24 Through 11-30-24

Ex-Date	Pay-Date	Security	Amount
Agency Securities			
11-20-2024	11-20-2024	FEDERAL HOME LOAN BANKS 0.000% Due 11-20-24	14,824.42
			14,824.42
NET INCOME			14,824.42

Columbia Capital Management, LLC
CASH LEDGER
City of Lawrence, Kansas
Farmland Escrow
From 11-01-24 To 11-30-24

Trade Date	Settle Date	Tran Code	Activity	Security	Amount
Cash					
11-01-2024			Beginning Balance		18,262.32
11-20-2024	11-20-2024	dp	Sale	FEDERAL HOME LOAN BANKS 0.000% Due 11-20-24	2,099,175.58
11-20-2024	11-20-2024	dp	Accrued Interest	FEDERAL HOME LOAN BANKS 0.000% Due 11-20-24	14,824.42
11-20-2024	11-20-2024	to	Withdrawal	from Portfolio	-210,000.00
11-21-2024	11-26-2024	wd	Purchase	UNITED STATES TREAS BILLS 0.000% Due 03-11-25	-1,921,869.74
11-30-2024			Ending Balance		392.58