

THE SHELTER

...improving the lives of children and families

The Shelter, Inc.

2012 Annual Services Report

Services provided by The Shelter, Inc.

Our agency provides services to children who are in the custody of the state and their families, as well as providing prevention services designed to help avoid system involvement and state custody.

Residential Program

We provide unlocked residential care for children, placed with us most often as a result of law enforcement and/or court action. In order to prevent children from coming into the state's custody, we offer residential services on a private basis as well. While this program originally served 10 teenagers at any given time, we now serve 28 children between the ages of 10 and 18 years. Our original home has been supplied by the City of Lawrence since 1981. Our second home was opened in June of 2000, thanks to the fund-raising efforts of the Lawrence community. In our Residential Program, we provide both Emergency/Temporary care and Youth Residential Center II services.

Juvenile Intake Program and Prevention Case Management Services

The Shelter, Inc. provides a staff of helping professionals on-call 24 hours a day to law enforcement officers, to assist with any juvenile case. The staff provides crisis intervention to families as well as referral services for further help. If it appears that there is significant risk to a child or to society, we look at emergency placement options for children in the community. Beyond our intervention at the time of law enforcement contact, we also offer on-going prevention services to at-risk youth identified by our staff or other professionals. Our Pre-Filing Diversion service works with first-time and low-level juvenile offenders, giving them a chance to experience appropriate consequences for their actions while avoiding further involvement with the court system. We also supervise alleged offenders on Conditions of Release pending their first court appearance. We provide funding for services and other expenses to prevent system involvement and state custody for at risk children through our Resource Management service. We also offer Specialized Case Management, a voluntary prevention service that provides help to families whose children have behavior problems that put them at risk for placement. The most recent addition to our prevention services is our High School Truancy Prevention and Diversion Program, designed to reduce truancy for children age 16 and older.

Family Services Program

Our Family Services staff offer foster care services for children and families. The goal of our foster care program is to give children a safe, loving family life experience in a licensed home for a few days to a few months. Foster Care staff recruit, train and support foster parents as well as providing placement services for children. Our foster care services are available not only for children in the custody of the state or law enforcement, but also for children placed privately, in keeping with our emphasis on prevention.

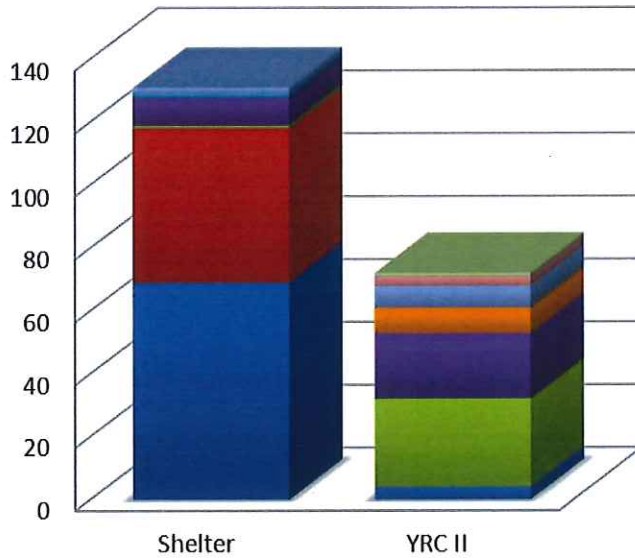
2012 Residential Program Service Data

<u>Total Children Served</u>	203			<u>Average Age</u>	15.5	
<u>Legal Status</u>				<u>Average Length of Stay (in days) *</u>		
Child In Need of Care (CINC)	173	85%		1/1/12 to 6/30/12	Male	33.52
Juvenile Offender (JO)	29	14%			Female	23.52
Private Placement	1	0%		7/1/12 to 12/31/12	Male	25.91
					Female	18.76
<u>Placing Agency</u>	<u>Shelter</u>	<u>YRC II</u>	<u>Total</u>			
KVC	69	4	73	36%		
Juvenile Intake	49		49	24%		
JJA	1	28	29	14%		
TFI	9	21	30	15%		
Bert Nash MHC	1		1	0%		
St. Francis		8	8	4%		
U.M. Youthville	2	7	9	4%		
Kickapoo Social Svcs.		3	3	1%		
Prairie Band Potawatomi Nation		1	1	0%		
					<u>Where Came From</u>	
					Home	54 27%
					Detention	46 23%
					Foster home	40 20%
					Shelter/group home	17 8%
					Acute care	15 7%
					PRTF	11 5%
					Relative's home	6 3%
					Hospital	4 2%
					YRC II	3 1%
					Other/unknown	7 3%
					<u>Where Went</u>	
					Foster home	49 24%
					Home	43 21%
					Detention	40 20%
					Acute care	24 12%
					Runaway	15 7%
					PRTF	7 3%
					Independent living	6 3%
					Relative's home	6 3%
					Shelter/group home	5 2%
					Other/unknown	8 4%
<u>Counties Served</u>						
Douglas	52	26%				
Johnson	33	16%				
Wyandotte	32	16%				
Shawnee	12	6%				
Sedgwick	11	5%				
Brown	6	3%				
Leavenworth	6	3%				
Montgomery	6	3%				
Geary	5	2%				
Atchison	4	2%				
Franklin	4	2%				
Pottawatamie	3	1%				
Riley	3	1%				
Saline	3	1%				
Other	23	11%				

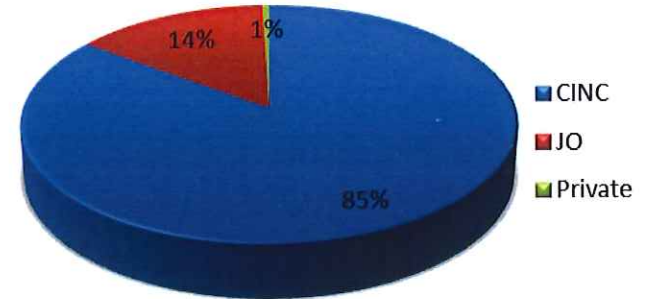
2012 Residential Program Service Data

Placing Agency

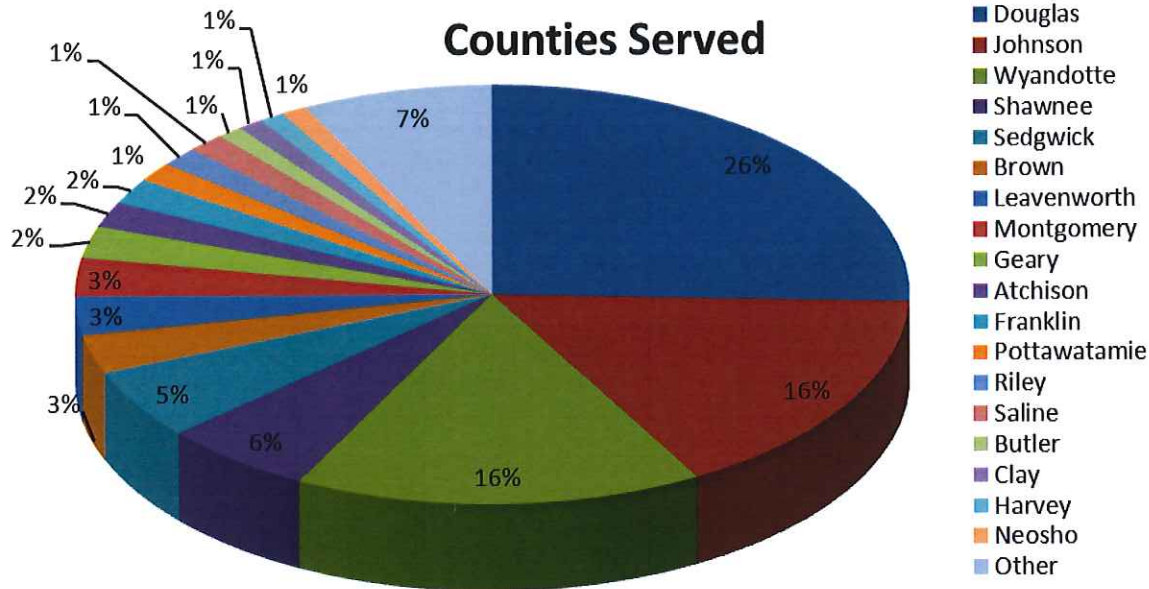
- Prairie Band Potawatomi Nation
- Kickapoo Social Svcs.
- U.M. Youthville
- St. Francis
- Bert Nash MHC
- TFI
- JJA
- Juvenile Intake
- KVC



Legal Status



Counties Served



2012 Intake Program Service Data

Core Juvenile Intake Services

Children & families served	556	
Juveniles from outside Douglas County	43	8%
Juveniles in DCF or JJA custody	103	19%
Juveniles on probation, diversion or conditions of release	114	21%

Legal Status

CINC	253	46%
JO	303	54%

Referral Source

Lawrence Police Department	448	81%
Other Law Enforcement	51	9%
Douglas County Sheriff/Youth Services	47	8%
District Attorney's Office	6	1%
Walk-in	4	1%

Where Released

Parent/relative	257	46%
Detention	129	23%
Shelter facility	85	15%
Foster home/group home	50	9%
DCF/contracting agency	13	2%
Hospital	9	2%
Friend	8	1%
Other	5	1%

Resource Management Services

Referrals received for Resource Management	279
--	-----

Referral Sources

Intake staff (core, PFD/COR, PPC, SCM)	81	29%
Self	58	21%
Emergency service agencies	56	20%
Housing Authority	54	19%
Mental health providers	11	4%
Schools (excluding WRAP)	7	3%
Infant/toddler programs	7	3%
DCF (including Truancy Diversion)	4	1%
Courts/DCYS	1	0%

Referrals denied	42	15%
------------------	----	-----

Families served	218
-----------------	-----

Requests Approved

Utilities/housing	160
Services (mental health, vocational, UA's, etc)	73
Hard goods	4

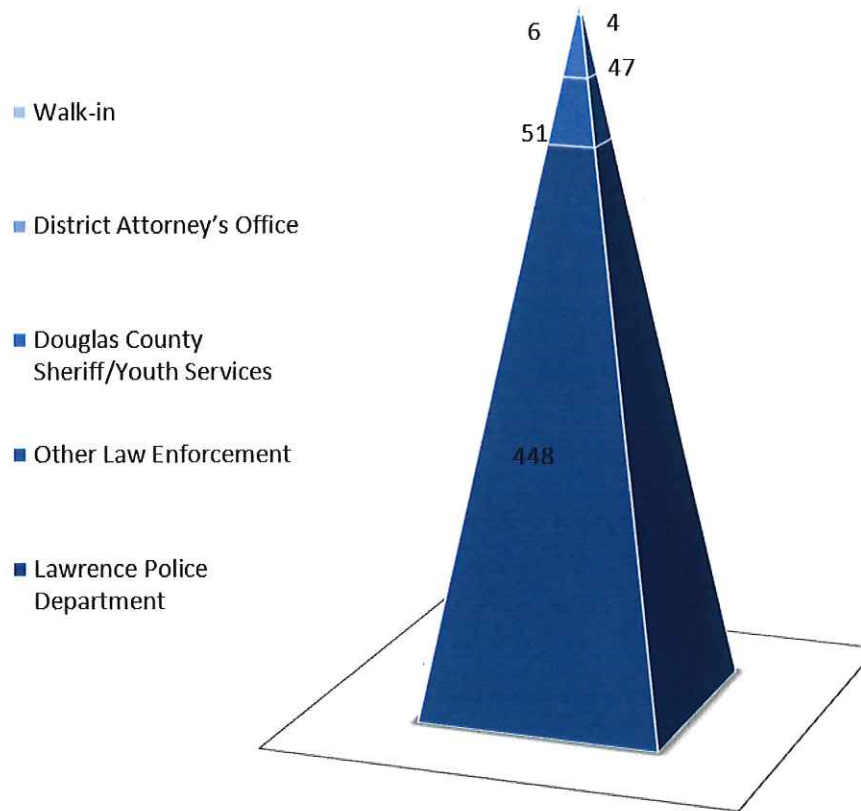
(Note: For some families, we may have approved more than one request.)

172 families served received help with budgeting. This was 100% of families participating in more services than solely drug/alcohol monitoring.

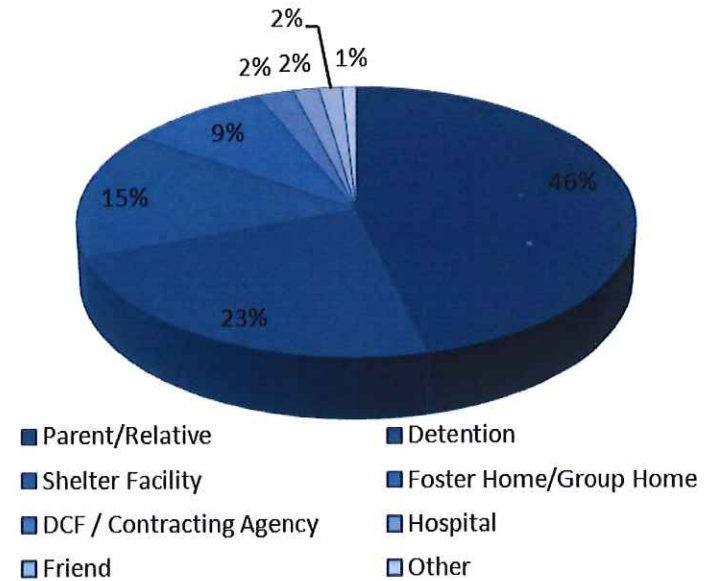
86 of the 91 families (95%) served by Resource Management January - June 2012, did not have a child go through Intake within six months of their case closure date. Families served July - December 2012 are not reflected, as their six months post-closure date has not passed. Of the 161 families served in 2011, 149 (93%) did not have a child go through Intake within six months of their case closure date.

2012 Intake Program Service Data

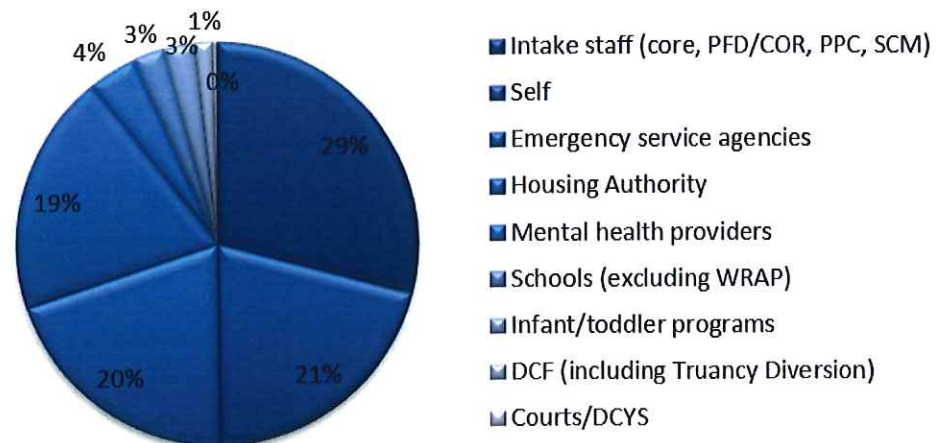
Core Services Referral Sources



Core Services - Where Released



Resource Management Referral Sources



2012 Prevention Programs Service Data

Specialized Case Management

New cases	27
CINC-NAN children included	31
Total children included	60

Referral sources

Self	10	32%
School	7	23%
Intake	6	19%
DCF	5	16%
DCF (after PPC)	2	6%
Other	1	3%

Discharges

Successful	25	78%
Transfer to other service	4	13%
Voluntary discharge	3	9%
Returned to DCF (action unknown)	0	0%
Placed in custody at discharge	0	0%

Pre-Filing Diversion/Conditions of Release Supervision (PFD/COR)

Assessed for PFD/COR 206

<u>Cases closed</u>	258			
PFD	138		COR	120
Successful	113	82%	No violation	58 48%
Violated	7	5%	Violated	6 5%
Inactive	18	13%	Not charged	56 47%

Families requesting help after closure 0

PFD Success rate since program inception in 1999

Total participants	1419
Successful completion	1277 90%
Violations	142 10%

High School Truancy Prevention & Diversion

<u>New cases</u>	26	
Truant	19	73%
Pre-truant	7	27%

Referral sources

DA's office	19	73%
Lawrence High School	5	19%
Free State High School	2	8%

Cases closed

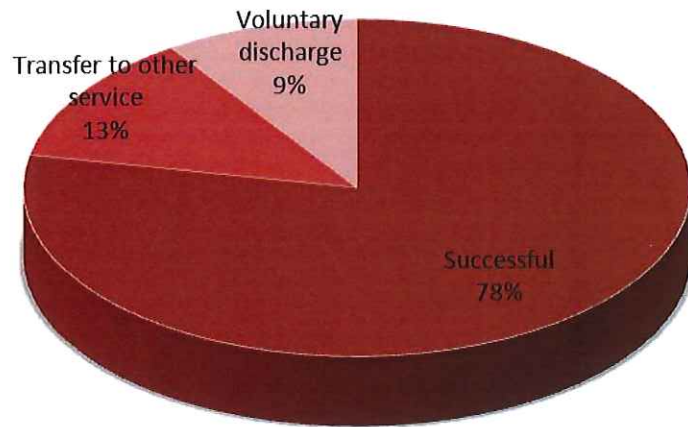
Successful completions	17	68%
Dismissed due to improvement	10	
Signed out	7	
Unsuccessful completions	8	32%
Non-compliance	3	
Dismissed due to JO charge/PFD referral	5	

Success rate since program inception in 2008

Total cases closed	133	
Successful completion	107	77%
Unsuccessful - not into DCF custody <i>(remained in home)</i>	25	18%
Unsuccessful - into DCF custody <i>(removed from home)</i>	1	1%

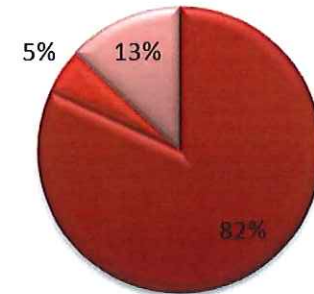
2012 Prevention Programs Service Data

SCM Cases Discharged



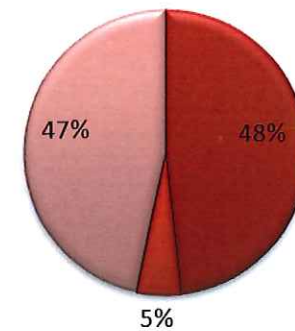
PFD

■ Successful ■ Violated ■ Inactive

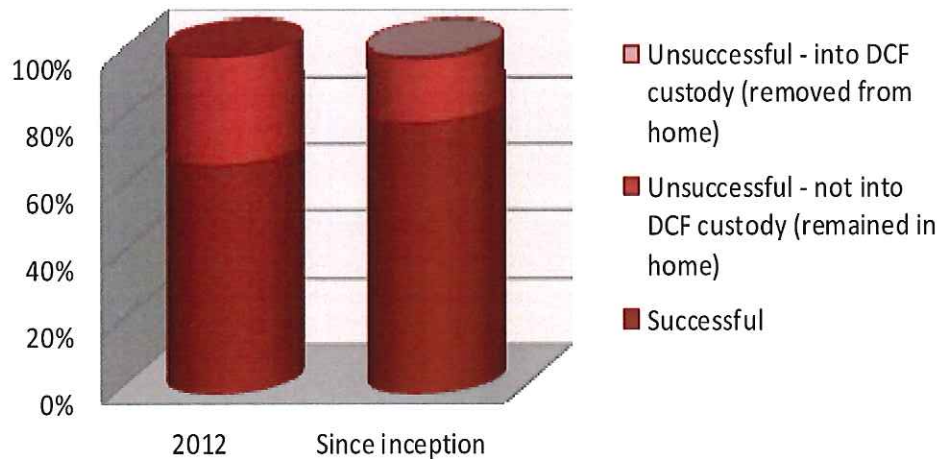


COR

■ No violation ■ Violated ■ Not charged



Truancy Cases Closed



2012 Family Services Program Service Data

Total number of foster care placements: 119

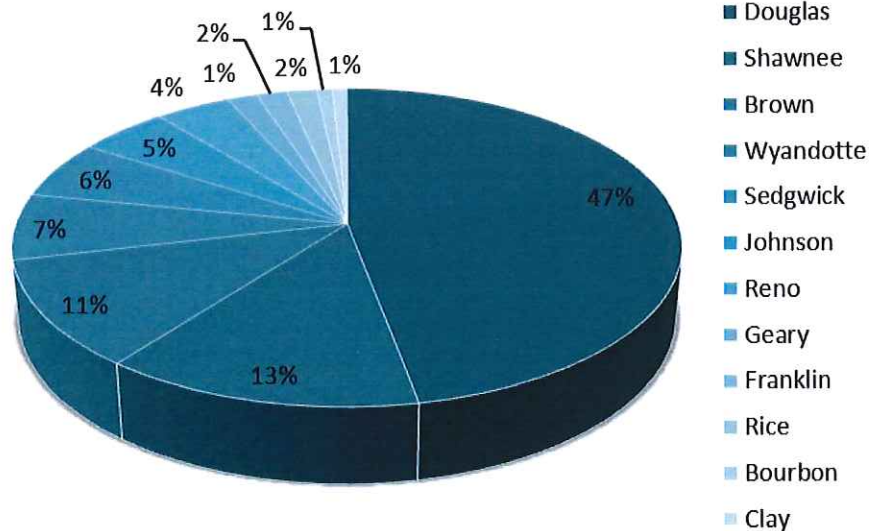
Placements by County

Douglas	56	47%
Shawnee	16	13%
Brown	13	11%
Wyandotte	8	7%
Sedgwick	7	6%
Johnson	6	5%
Reno	5	4%
Geary	2	2%
Franklin	2	2%
Rice	2	2%
Bourbon	1	1%
Clay	1	1%

Placements by Agency

TFI	31	26%
KVC	25	21%
Law enforcement	25	21%
Bert Nash	22	18%
St Francis	7	6%
UMY	7	6%
DFS	1	1%
JJA	1	1%

Counties Served



Agencies Served

