



# City of Lawrence



Municipal Court  
2014 Annual Report  
Vicki Stanwix, Court Manager

The Lawrence Municipal Court is dedicated to providing fair and appropriate resolutions of Municipal Code violations in an efficient, knowledgeable and respectful manner.

# The Details

## At a Glance

### Citations:

- 32,271 citations processed in 2014
- 16% increase in citations for possession of marijuana and 9% increase in charges for operating under the influence.

### Parking Meter Citations:

- 94,390 parking meter tickets processed in 2014.
- Concentrated effort in 2014 to address outstanding violations and recoup past due fines.

### Revenue up 9% in 2014:

- Credit card terminals installed at the Municipal Court counter in 2014.
- Citizens are now able to post bond at Municipal Court.

**Court Operations:** Court was in session over 1,200 times in 2014. There were 35,658 criminal, traffic and parking charges disposed during 2014, up 9% from the previous year. Municipal Court staff issued 4,903 warrants and processed 2,445 bonds. There were 4,397 warrants served, either by appearance, bond payment or arrest, up 14% from 2013.

**Citations:** The total number of citations (charges) issued for the year was 32,271, down 8% from 2013. Data shows an increase in two serious municipal offenses: Charges for Possession of Marijuana were up 16% from the 2013 total, and there was a 9% increase in Operating Under the Influence charges.

**Parking:** There were 94,390 meter tickets issued in 2014, down 6% from the 2013 total of 100,869. Records reflect that 68% of meter tickets were paid within 10 days of issuance. As a result of concentrated efforts to address past due parking violations, revenue from meter parking fees totaled \$498,950, an increase of 9% from the 2013 total. Over 8,000 registered owners were added to the court's database and 35,379 notices were mailed.

**Court Services:** Courts have a Constitutional obligation to appoint legal counsel for indigent defendants who are charged with offenses which they may be incarcerated for if found guilty. In 2014, indigent defense services were provided to 488 defendants with a total caseload of 968, down slightly from the 2013 caseload total of 989. Defendants with financial obligations to the court are given the opportunity to do community service work in lieu of fines. In 2014, defendants worked approximately 8,000 hours of community service, more than double the hours worked in 2013. This sentencing option reduces a defendant's monetary obligation and the community benefits from the hours worked. Some defendants may be eligible to serve house arrest for a portion of their jail sentence. The average number of defendants who served house arrest each month in 2014 was 39.

**Probation:** The number of defendants on Supervised Probation continues to increase. As of December 31, 2014, there were 187 defendants on Supervised Probation, up 13% from 2013. Monthly supervision by the probation department triggered 108 motions to revoke resulting from either new charges, or violations of the probation agreement. Unsupervised Probation numbers increased as well. In 2014, 2,007 defendants were placed on unsupervised probation, up 10% from 2013. Over 1,600 defendants successfully completed their probation term in 2014.

**Diversion:** There were 1604 diversions processed through the City Prosecutor's office in 2014. This is a 19% increase from the 2013 total. Diversions are granted by the City Prosecutor on a case by case basis and carry an enhanced fine.

**Revenue:** While fines and fees remained the same, annual gross revenue in Municipal Court was \$4,370,522, up 9% from the 2013 total. In 2014, 17% of the City's total revenue was received through credit card payments. In addition to fine and fee payments, citizens now have the ability to post bonds at the court's location instead of being booked through the Douglas County Jail. This is an added convenience to citizens and over time, will result in a 2 reduction of the City's jail expenditures.

### The Top 5 Traffic Offenses in 2014:

1. Seat Belt Violation	2617
2. Speeding	2059
3. No Proof of Insurance	1916
4. Driving With Expired Tag	961
5. Driving While Suspended	915

### The Top 5 Public Offenses in 2014:

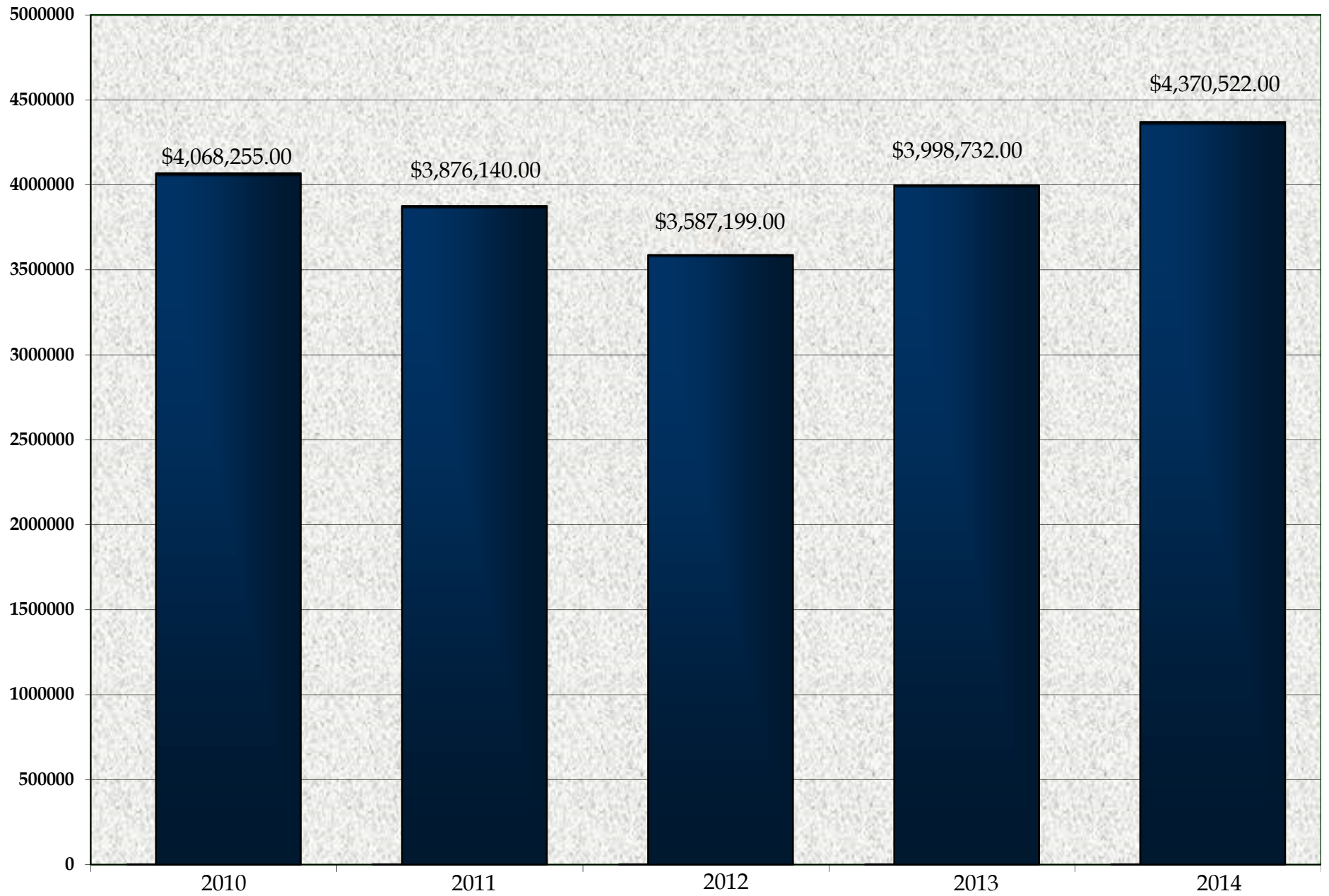
1. Theft	423
2. Possession of Marijuana	325
3. Possession of Drug Paraphernalia	286
4. Animal at Large	269
5. Minor in Possession	225



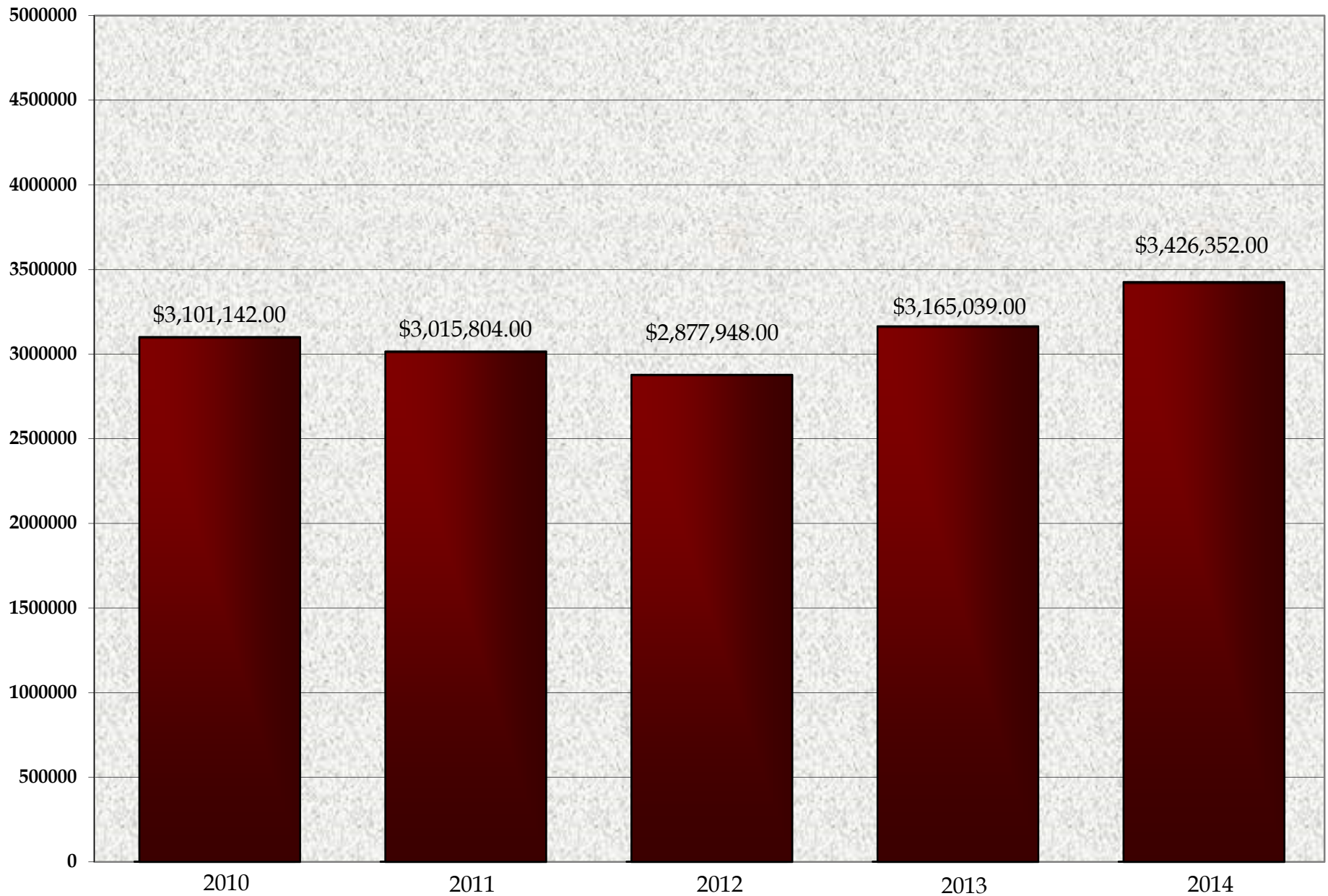
### The Top 5 Parking Violations in 2014:

1. Parked with Expired Tag	4528
2. Posted No Parking	1612
3. Habitual Violator (downtown meter pkg)	1484
4. Fire Hydrant Parking	663
5. Improper Stall Parking	404

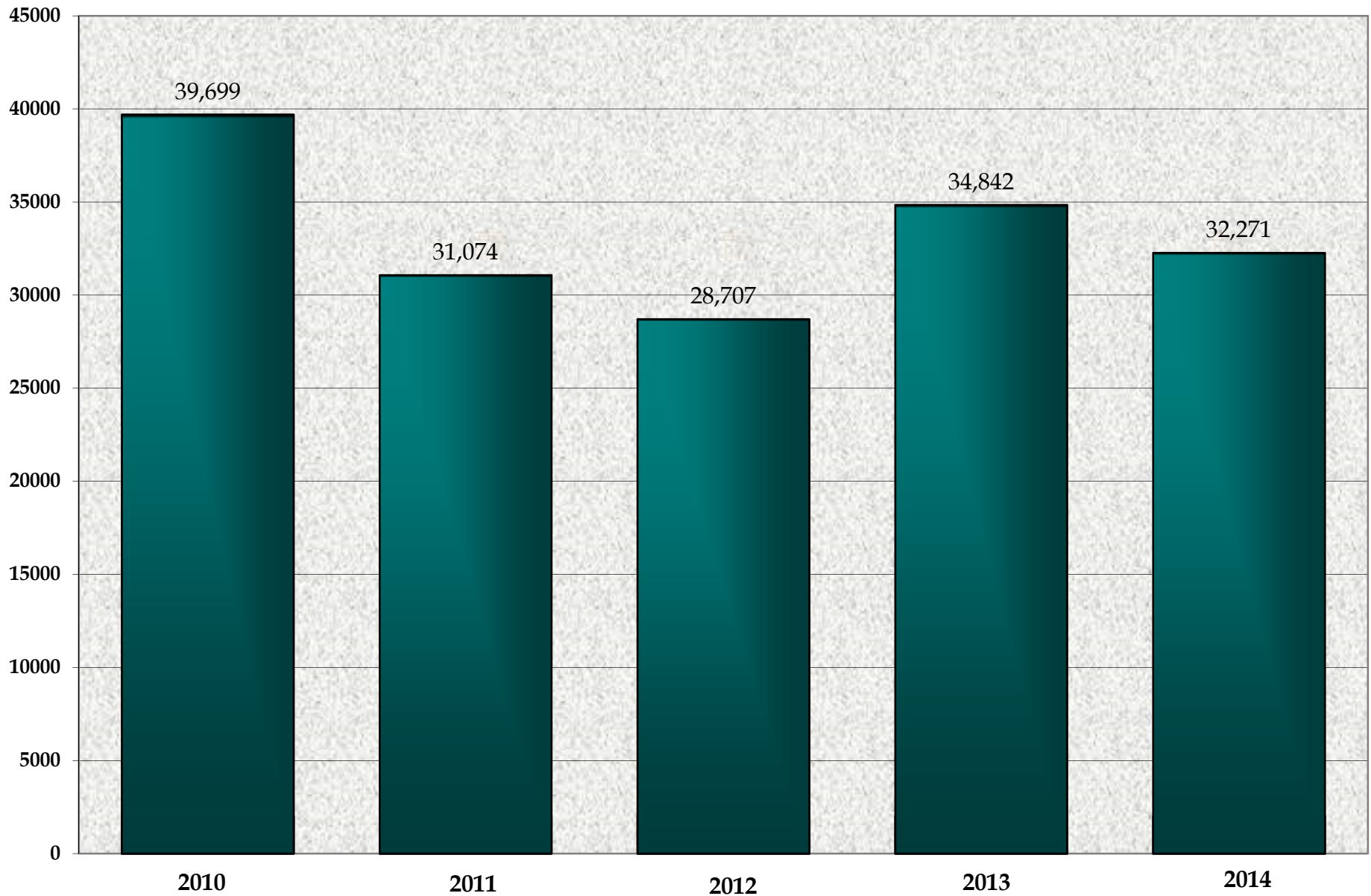
# Yearly Gross Revenue (2010-2014)



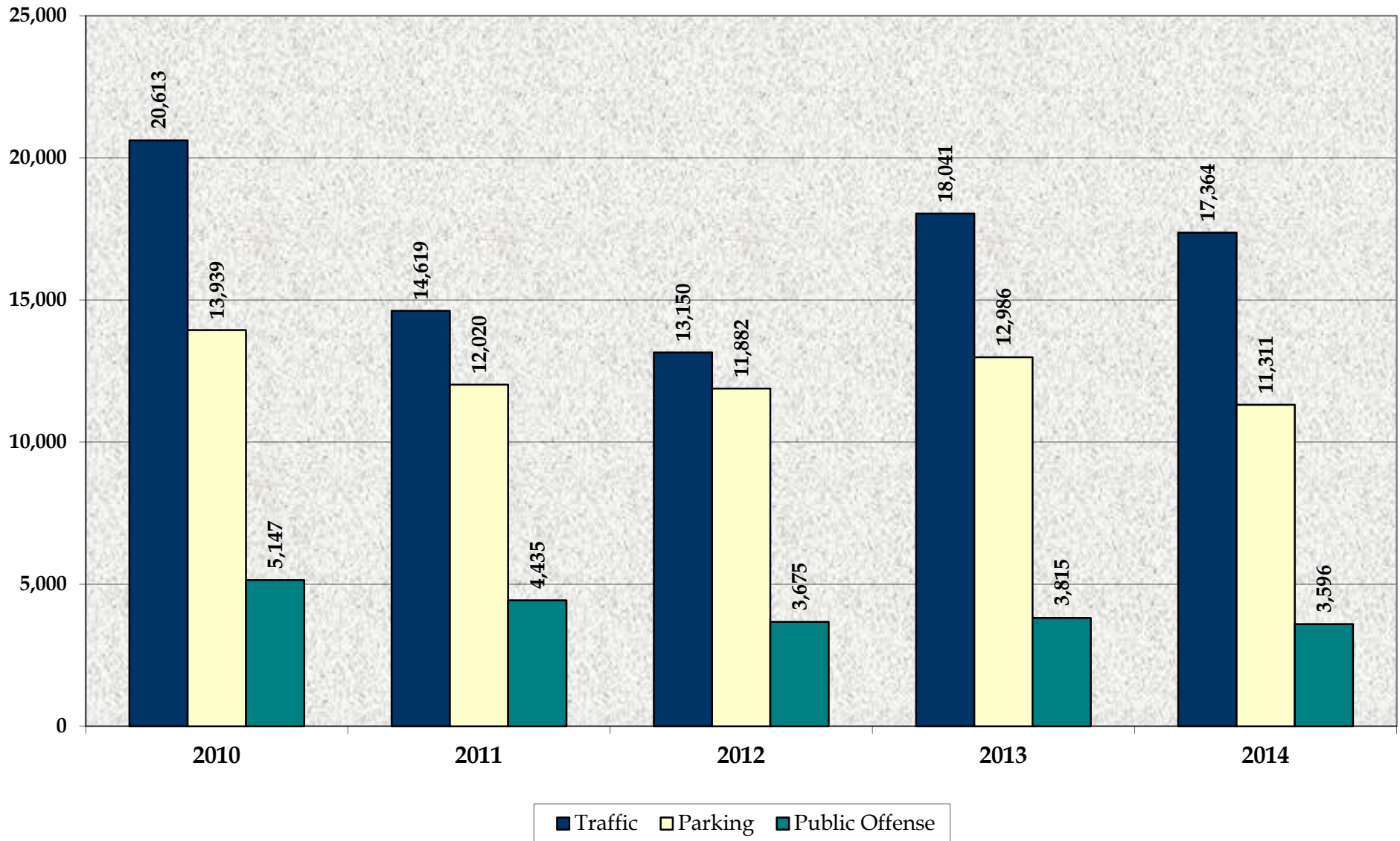
# Yearly City Revenue (2010-2014)



# Total Tickets Issued (2010-2014)

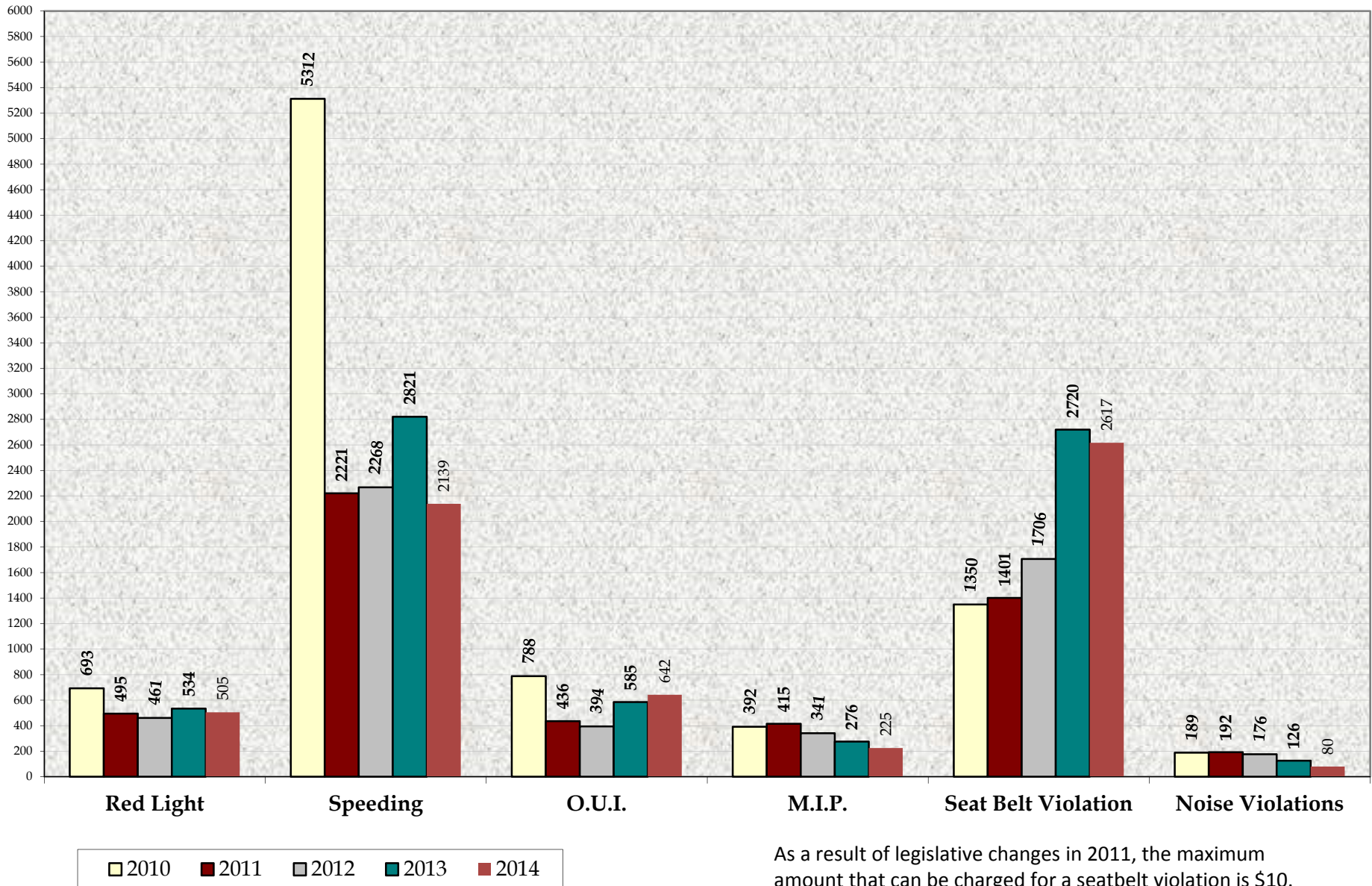


# Tickets by Type (2010-2014)





# Special Citation Monitoring (2010-2014)



As a result of legislative changes in 2011, the maximum amount that can be charged for a seatbelt violation is \$10. Prior to the legislative change, seatbelt violations carried a \$40 fine.