


SPEED HUMP-TYPICAL

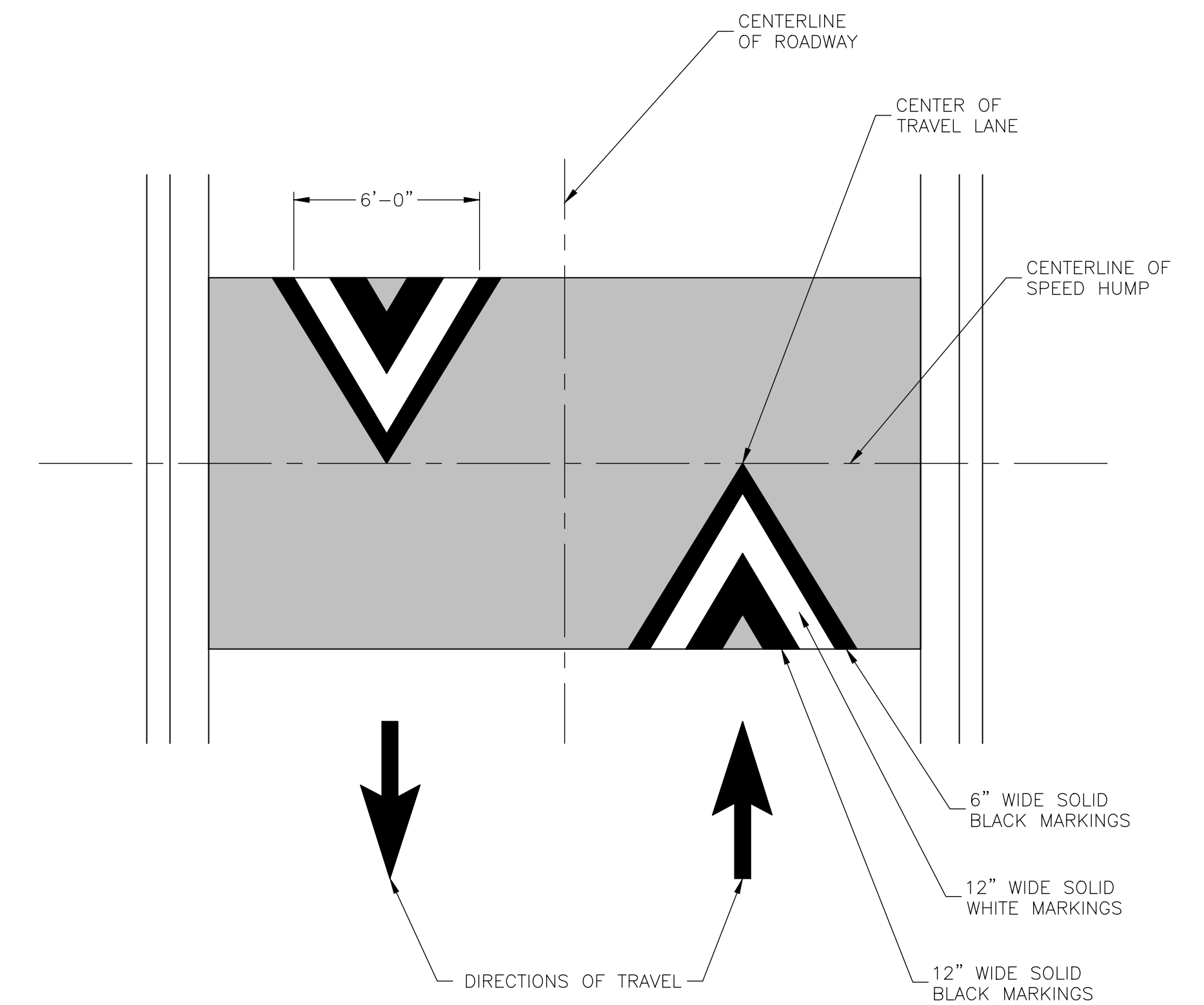


W8-1

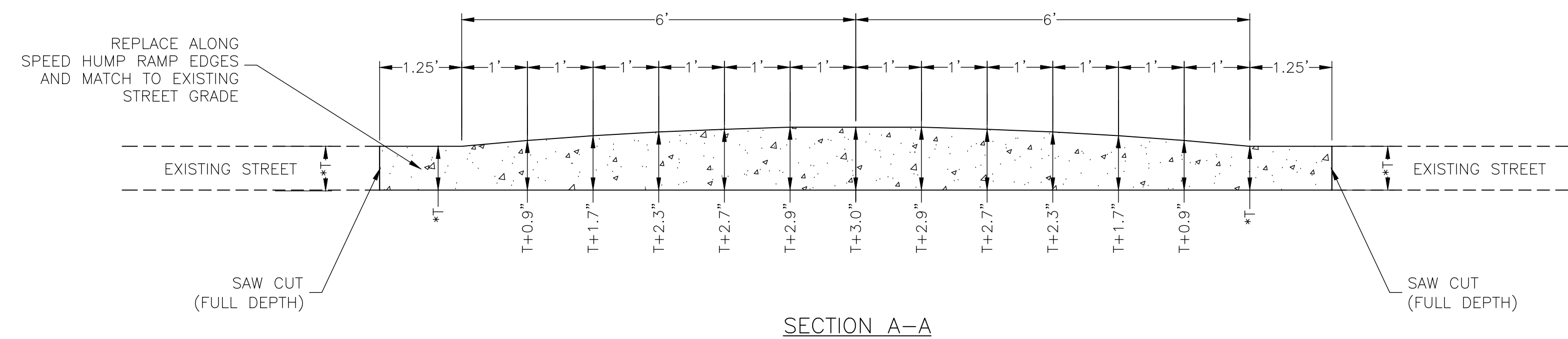


W16-7P

SPEED HUMP SIGNS

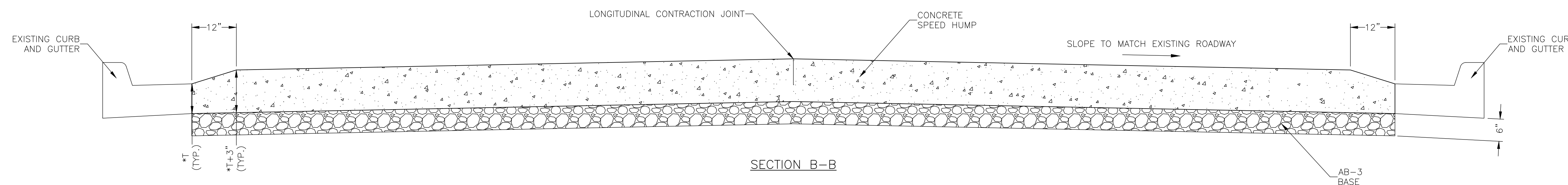


PAVEMENT MARKING PLAN



SPEED HUMP NOTES

1. ALL SAW CUTS WILL BE FULL DEPTH AND SHALL BE CONSIDERED SUBSIDIARY TO THE 'SPEED HUMP' BID ITEM.
2. ANY EXCAVATION AND BACKFILL ASSOCIATED WITH THIS PROJECT SHALL BE SUBSIDIARY TO THE 'SPEED HUMP' BID ITEM.
3. CONSTRUCTION JOINTS SHALL BE SAWED AT THE DIRECTION OF THE CITY ENGINEER OR AN APPROVED REPRESENTATIVE.
4. ALL SPEED HUMP ITEMS ARE SUBSIDIARY TO 'SPEED HUMP' BID ITEM.



2018 EDITION

SHEET ____ OF ____

DATE	BY	REVISION
03-13-18	LJM	REPLACES ALL PREVIOUS VERSIONS OF SPEED HUMP DETAILS
12-19-17	LJM	REPLACES ALL PREVIOUS VERSIONS OF SPEED HUMP DETAILS
03-21-17	LJM	REPLACES ALL PREVIOUS VERSIONS OF SPEED HUMP DETAILS
02-22-16	LJM	REPLACES ALL PREVIOUS VERSIONS OF SPEED HUMP DETAILS
03-17-15	LJM	NEW STANDARD DETAIL



STANDARD DETAILS FOR
SPEED HUMPS

DAVID P. CRONIN
CITY ENGINEER

THOMAS M. MARKUS
CITY MANAGER