


**SPEED CUSHION-TYPICAL**

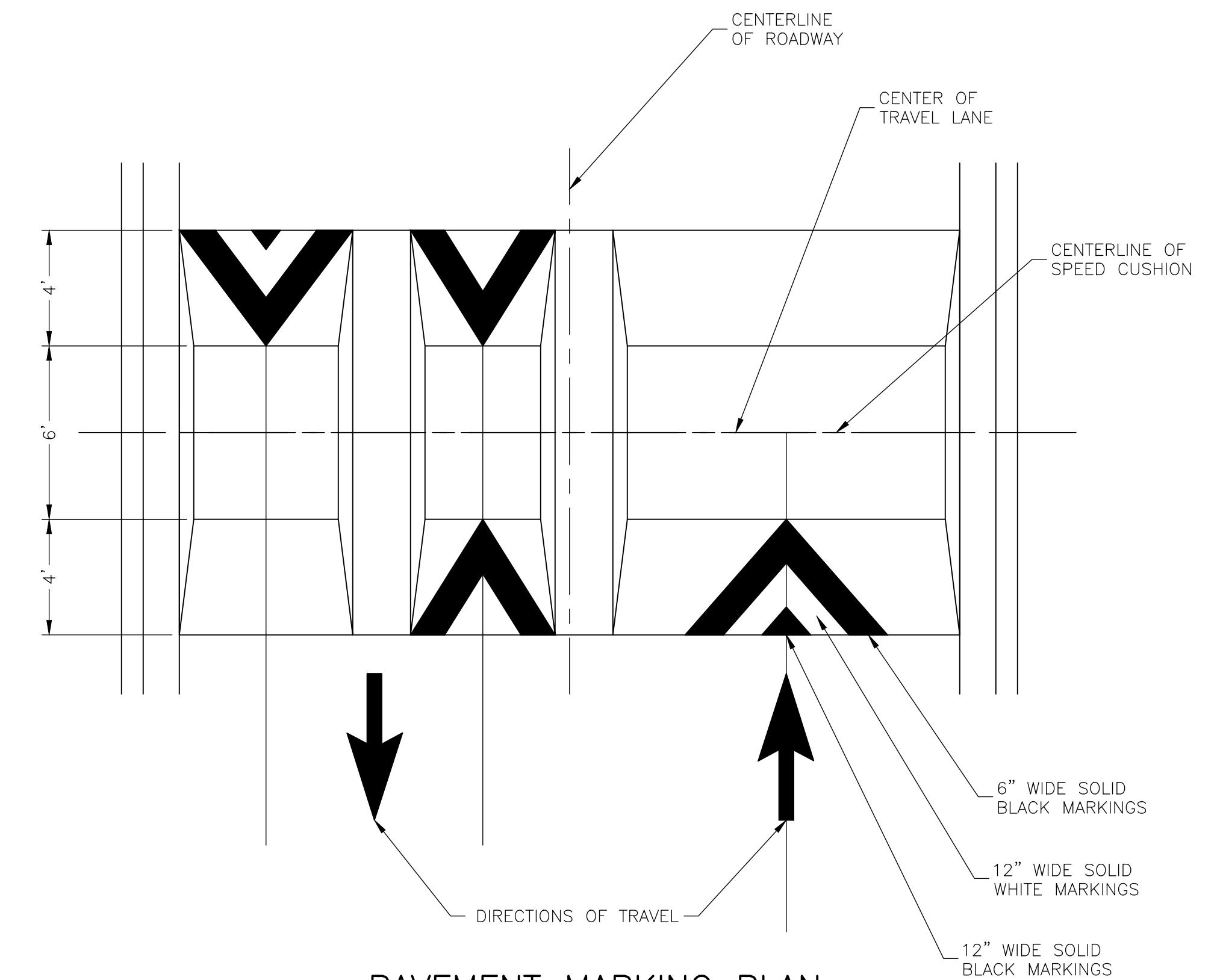


W8-1

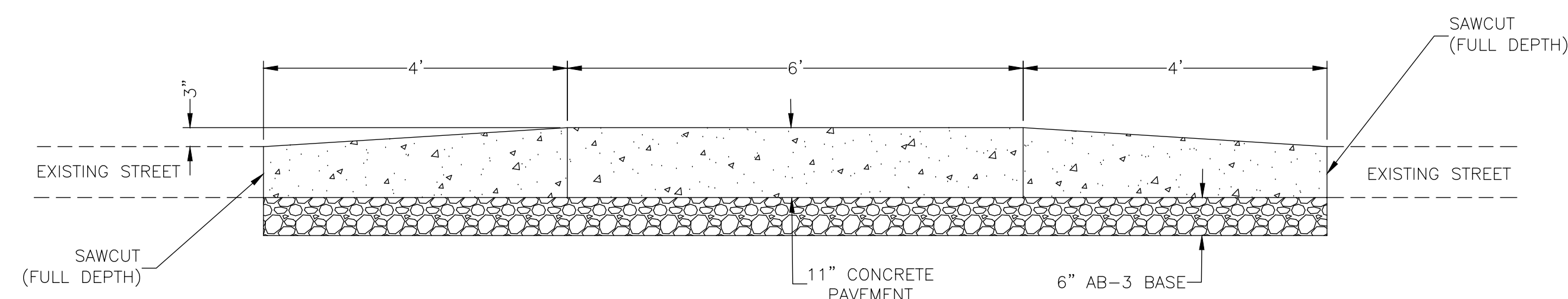


W16-7P

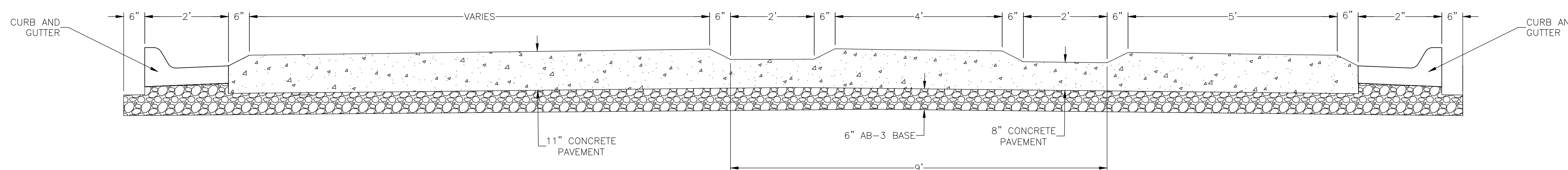
**SPEED CUSHION SIGNS**



**PAVEMENT MARKING PLAN**



**SECTION A-A**



**SECTION B-B**

**SPEED CUSHION NOTES**

1. ALL SAW CUTS WILL BE FULL DEPTH AND SHALL BE CONSIDERED SUBSIDIARY TO THE 'SPEED CUSHION' BID ITEM.
2. ANY EXCAVATION AND BACKFILL ASSOCIATED WITH THIS PROJECT SHALL BE SUBSIDIARY TO THE 'SPEED CUSHION' BID ITEM.
3. CONSTRUCTION JOINTS SHALL BE SAWED AT THE DIRECTION OF THE CITY ENGINEER OR AN APPROVED REPRESENTATIVE.
4. ALL SPEED CUSHION ITEMS ARE SUBSIDIARY TO 'SPEED CUSHION' BID ITEM.

2018 EDITION

SHEET \_\_\_\_ OF \_\_\_\_

DATE	BY	REVISION
03-13-18	LJM	REPLACES ALL PREVIOUS VERSIONS OF SPEED CUSHION DETAILS
12-19-17	LJM	REPLACES ALL PREVIOUS VERSIONS OF SPEED CUSHION DETAILS
03-21-17	LJM	NEW STANDARD DETAIL



STANDARD DETAILS FOR  
SPEED CUSHIONS

DAVID P. CRONIN  
CITY ENGINEER

THOMAS M. MARKUS  
CITY MANAGER